

2018 FAMILY-RELATED VIOLENCE SNAPSHOTS

NEW YORK CITY COMMUNITY BOARD DISTRICTS



**Mayor's Office to
End Domestic and
Gender-Based Violence**



TABLE OF CONTENTS

	Page
Introduction	2
Bronx Community District Snapshots	3
Brooklyn Community District Snapshots	16
Manhattan Community District Snapshots	35
Queens Community District Snapshots	48
Staten Island Community District Snapshots	63
Appendix	67

2018 Family-Related Violence Snapshots: New York City Community Board Districts

Introduction

This is the sixth annual *Family-Related Violence Snapshots: New York City Community Board Districts*, which provides snapshots of family-related violence incident and offense statistics for each community board district in the City.

These snapshots provide an overview of the occurrence of family-related violence throughout the City, and are intended to increase awareness of family-related violence and the services and programs that are available for victims of domestic and gender-based violence through the Mayor's Office to End Domestic and Gender-Based Violence (ENDGBV).

This report is published alongside a partner report, which covers intimate partner violence in the City. Together, family violence and intimate partner violence offenses comprise the total domestic violence offenses in New York City.

The domestic violence incident and offense data were obtained from the New York City Police Department (NYPD). Please note, intimate partner complaint and domestic incident report data are preliminary and subject to further revision by the NYPD. The snapshots include:

- 1) **Domestic Incident Reports:** The number and percentage of domestic violence incidents in each community board that were between non-intimate partner family members. Please note, for some domestic incident reports, the relationship categorization was missing so these reports are excluded from the number and percentage of family-related reports. The bar graph presents a comparison with the community boards in the borough with the highest and lowest frequencies of family-related domestic incident reports.
- 2) **Felony Assault Offenses:** The number and percentage of felony assault offenses in each community board that were between non-intimate partner family members. The bar graph presents a comparison with the community boards in the borough with the highest and lowest frequencies of family-related felony assault.
- 3) **Rape Offenses:** The number and percentage of rape offenses in each community board that were between non-intimate partner family members. The bar graph presents a comparison with the community boards in the borough with the highest and lowest frequencies of family-related rape.

For additional information please contact Sandhya Kajeepeta, Director of Research and Evaluation, at the Office to End Domestic and Gender-Based Violence at (212) 788-3156 or SKajeepeta@cityhall.nyc.gov.

Bronx:

Domestic violence snapshot

1 In 2018, there were **23,331 family-related domestic incident reports (DIRs)** in the Bronx. These comprised **44%*** of the borough's domestic incident reports.

*This percentage excludes reports with missing relationship field.

2 In 2018, there were **910 family-related felony assaults** in the Bronx. These comprised **36%** of the borough's domestic violence felony assaults.

3 In 2018, there were **70 family-related rapes** in the Bronx. These comprised **47%** of the borough's domestic violence rapes.

4

HELP IS AVAILABLE

In the case of an emergency, call 911.




For information and non-emergency services, call 311 or the NYC Domestic Violence Hotline at 1-800-621-HOPE (4673).

Find resources and support in NYC at nyc.gov/nychope.

For walk-in services, visit one of the NYC Family Justice Centers.

NYC Family Justice Center, Bronx

Address: 198 East 161st Street, Bronx, NY 10451 Phone: (718)508-1222

Subway: Take the  or   to 161st St. Yankee Stadium. Exit near the intersection of E. 161st St. and River Ave. Walk east on 161st St. towards Grand Concourse. The Center is at the corner of E. 161st St. and Sheridan Ave.

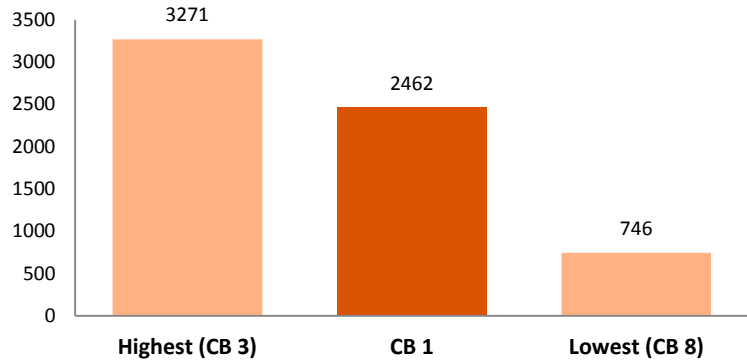
Bus: The BX1, BX2, BX6, and BX 13 all stop near the Center.

Services are free and confidential. All are welcome regardless of gender identity or expression, sexual orientation, language, or immigration status.

COMMUNITY BOARD 1: Mott Haven and Melrose

1 In 2018, there were **2,462** family-related domestic incident reports in Bronx Community Board 1, comprising **44%*** of the neighborhood's domestic incident reports.

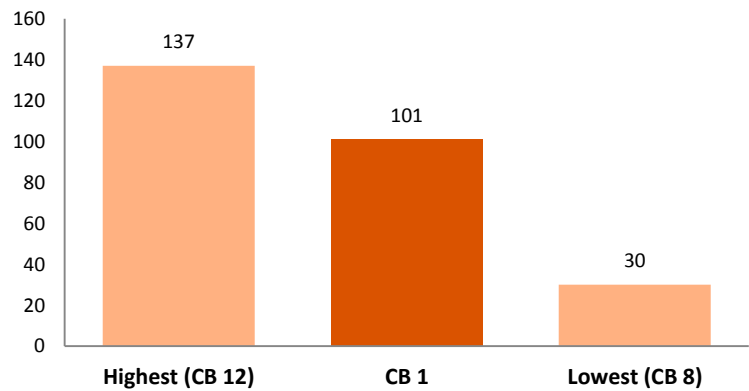
2018 Family-Related Domestic Incident Reports (DIRs) in the Bronx



*This percentage excludes reports with missing relationship field.

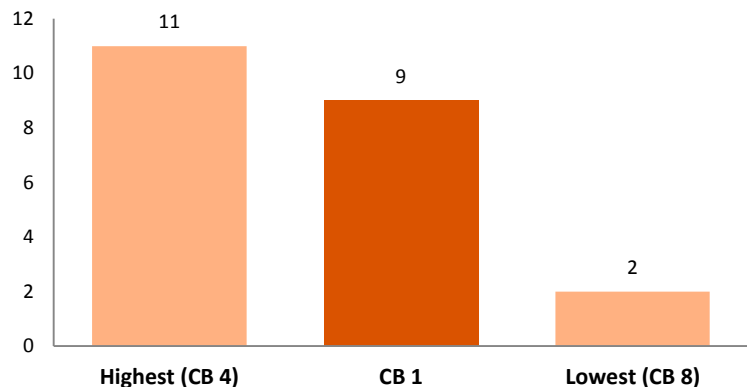
2 In 2018, there were **101** family-related felony assaults, comprising **38%** of the neighborhood's domestic violence felony assaults.

2018 Family-Related Felony Assaults in the Bronx



3 In 2018, there were **9** family-related rapes, comprising **56%** of the neighborhood's domestic violence rapes.

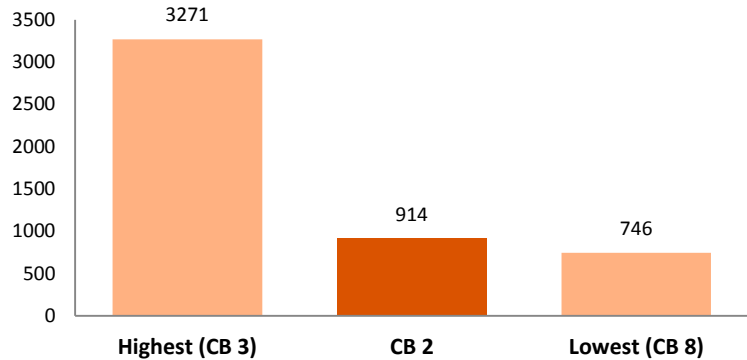
2018 Family-Related Rapes in the Bronx



COMMUNITY BOARD 2: Hunts Point and Longwood

1 In 2018, there were **914 family-related domestic incident reports** in Bronx Community Board 2, comprising **40%*** of the neighborhood's domestic incident reports.

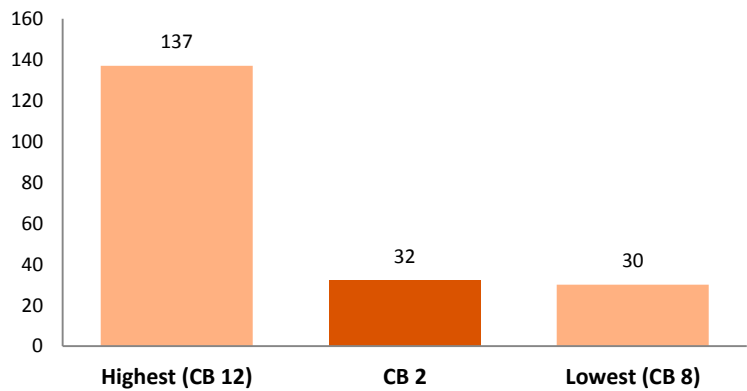
2018 Family-Related Domestic Incident Reports (DIRs) in the Bronx



*This percentage excludes reports with missing relationship field.

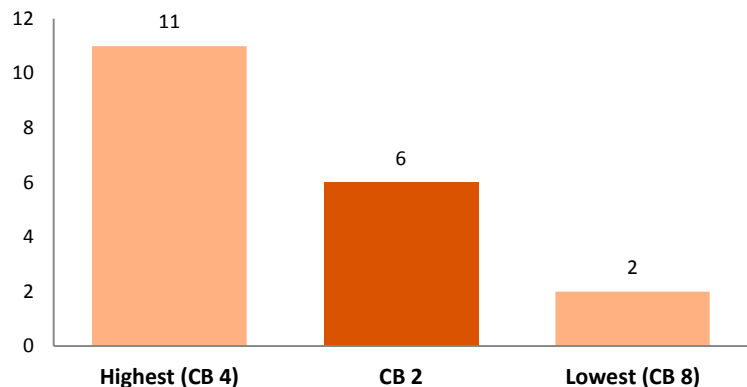
2 In 2018, there were **32 family-related felony assaults**, comprising **30%** of the neighborhood's domestic violence felony assaults.

2018 Family-Related Felony Assaults in the Bronx



3 In 2018, there were **6 family-related rapes**, comprising **46%** of the neighborhood's domestic violence rapes.

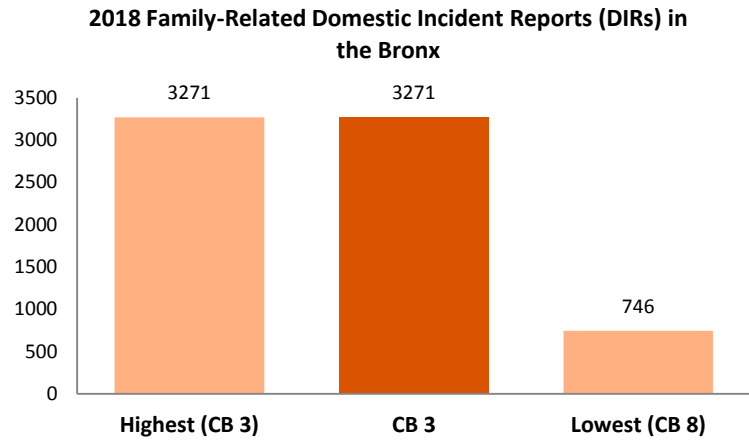
2018 Family-Related Rapes in the Bronx



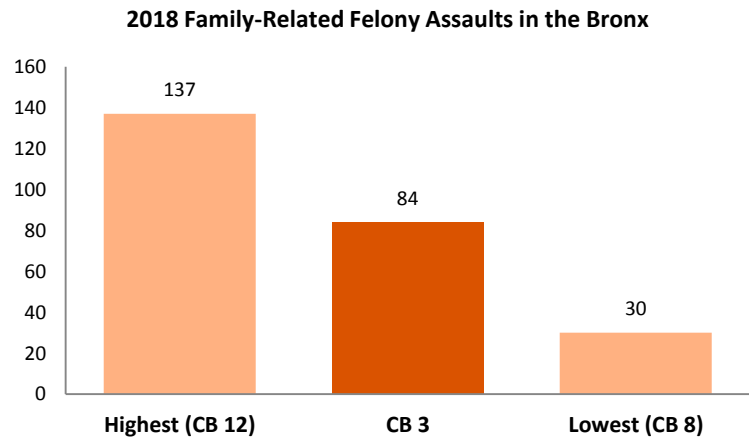
COMMUNITY BOARD 3: Morrisania and Crotona

1 In 2018, there were **3,271** family-related domestic incident reports in Bronx Community Board 3, comprising **52%*** of the neighborhood's domestic incident reports.

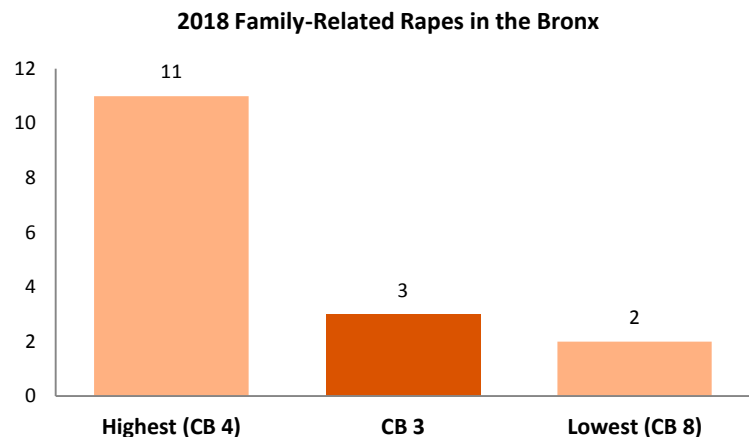
*This percentage excludes reports with missing relationship field.



2 In 2018, there were **84** family-related felony assaults, comprising **37%** of the neighborhood's domestic violence felony assaults.



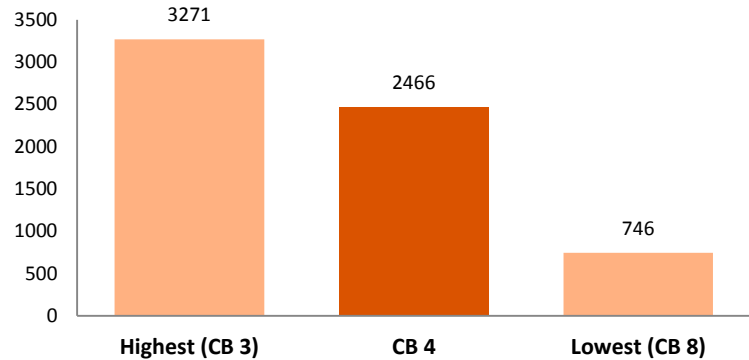
3 In 2018, there were **3** family-related rapes, comprising **27%** of the neighborhood's domestic violence rapes.



COMMUNITY BOARD 4: Highbridge and Concourse

1 In 2018, there were **2,466 family-related domestic incident reports** in Bronx Community Board 4, comprising **45%*** of the neighborhood's domestic incident reports.

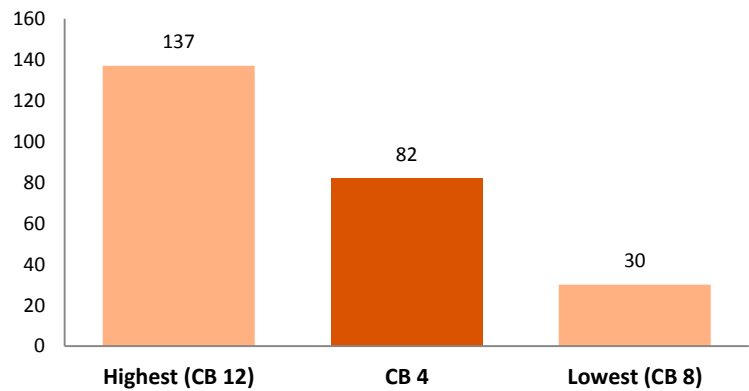
2018 Family-Related Domestic Incident Reports (DIRs) in the Bronx



*This percentage excludes reports with missing relationship field.

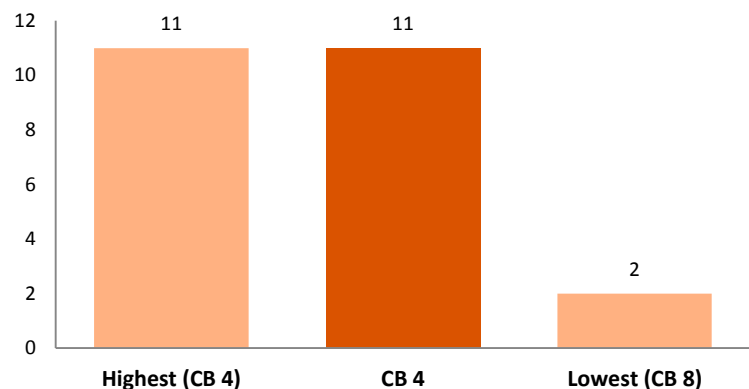
2 In 2018, there were **82 family-related felony assaults**, comprising **37%** of the neighborhood's domestic violence felony assaults.

2018 Family-Related Felony Assaults in the Bronx



3 In 2018, there were **11 family-related rapes**, comprising **55%** of the neighborhood's domestic violence rapes.

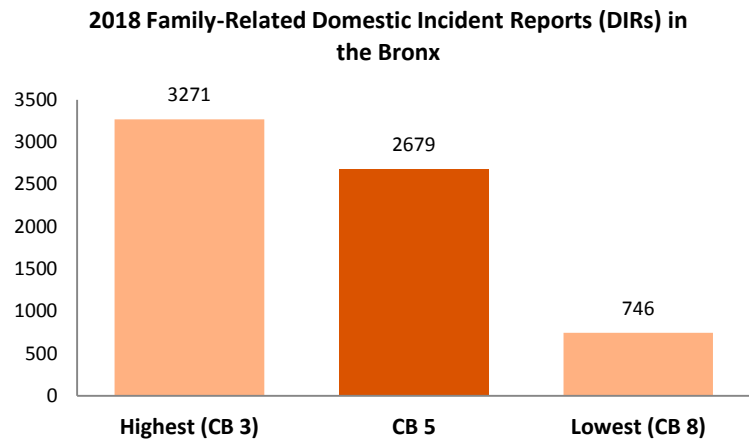
2018 Family-Related Rapes in the Bronx



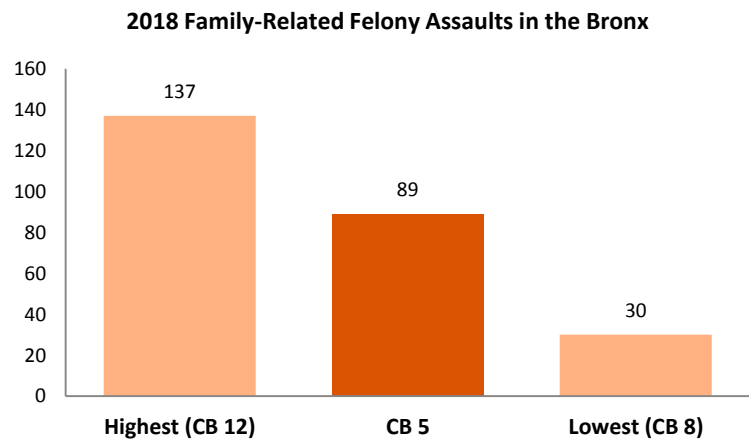
COMMUNITY BOARD 5: Fordham and University Heights

1 In 2018, there were **2,679** family-related domestic incident reports in Bronx Community Board 5, comprising **45%*** of the neighborhood's domestic incident reports.

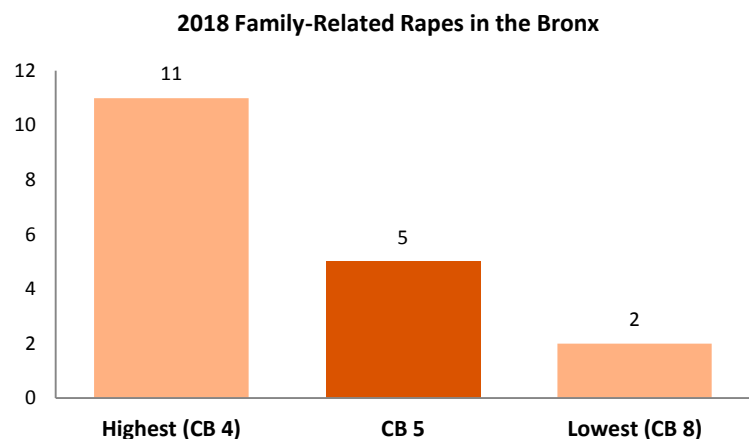
*This percentage excludes reports with missing relationship field.



2 In 2018, there were **89** family-related felony assaults, comprising **35%** of the neighborhood's domestic violence felony assaults.



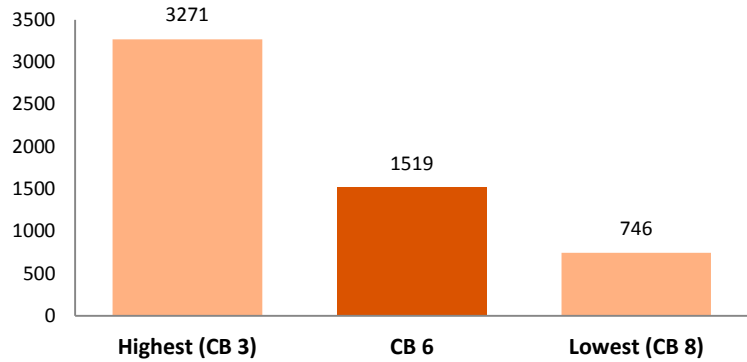
3 In 2018, there were **5** family-related rapes, comprising **42%** of the neighborhood's domestic violence rapes.



COMMUNITY BOARD 6: Belmont and East Tremont

1 In 2018, there were **1,519 family-related domestic incident reports** in Bronx Community Board 6, comprising **41%*** of the neighborhood's domestic incident reports.

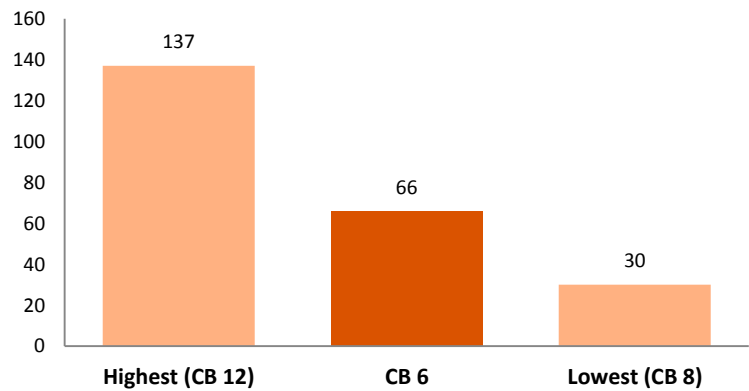
2018 Family-Related Domestic Incident Reports (DIRs) in the Bronx



*This percentage excludes reports with missing relationship field.

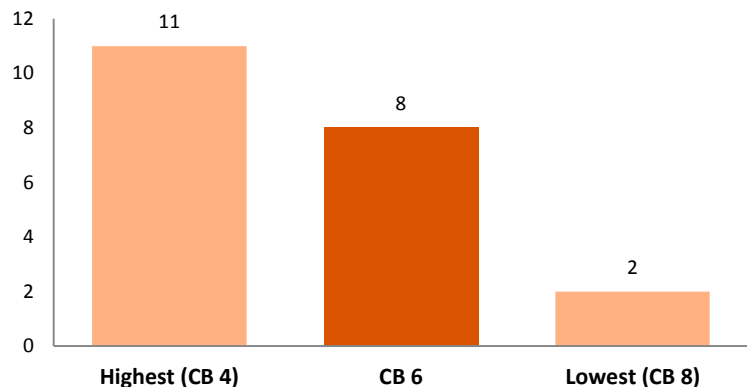
2 In 2018, there were **66 family-related felony assaults**, comprising **40%** of the neighborhood's domestic violence felony assaults.

2018 Family-Related Felony Assaults in the Bronx



3 In 2018, there were **8 family-related rapes**, comprising **67%** of the neighborhood's domestic violence rapes.

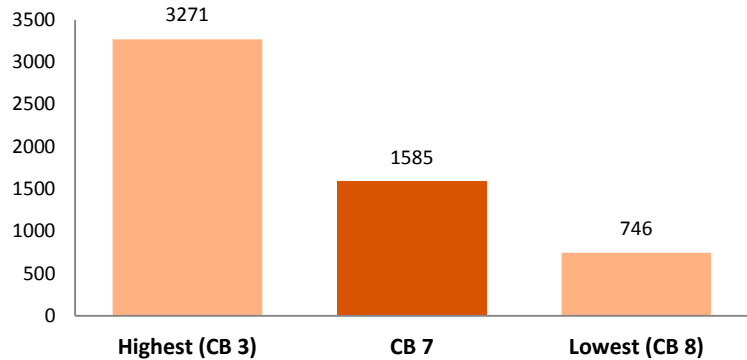
2018 Family-Related Rapes in the Bronx



COMMUNITY BOARD 7: Kingsbridge Heights and Bedford

1 In 2018, there were **1,585 family-related domestic incident reports** in Bronx Community Board 7, comprising **38%*** of the neighborhood's domestic incident reports.

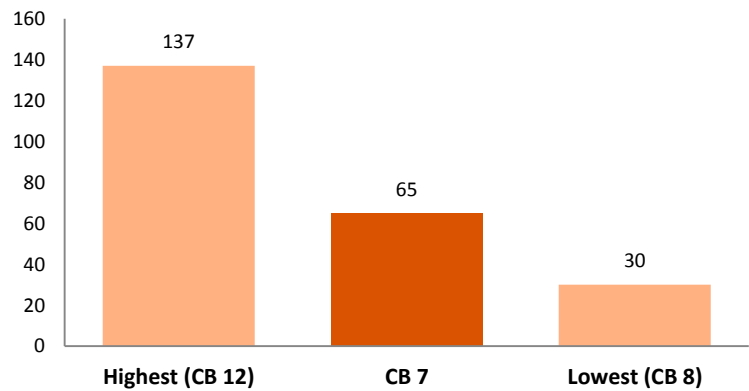
2018 Family-Related Domestic Incident Reports (DIRs) in the Bronx



*This percentage excludes reports with missing relationship field.

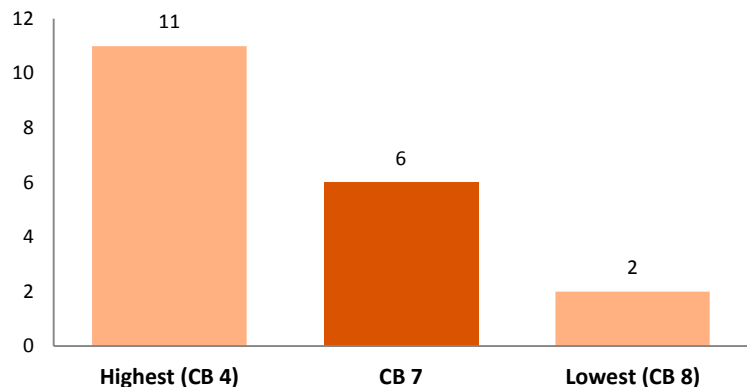
2 In 2018, there were **65 family-related felony assaults**, comprising **28%** of the neighborhood's domestic violence felony assaults.

2018 Family-Related Felony Assaults in the Bronx



3 In 2018, there were **6 family-related rapes**, comprising **67%** of the neighborhood's domestic violence rapes.

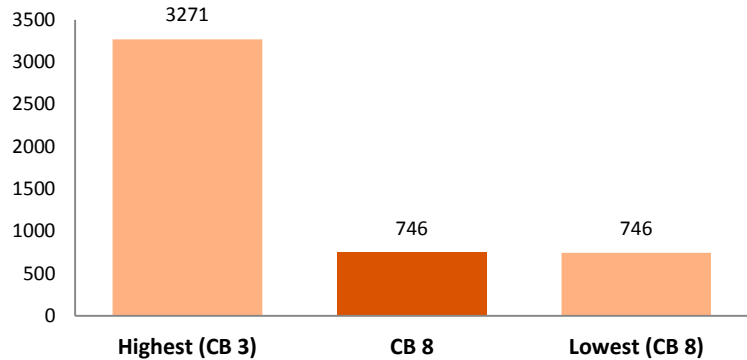
2018 Family-Related Rapes in the Bronx



COMMUNITY BOARD 8: Riverdale and Fieldston

1 In 2018, there were **746 family-related domestic incident reports** in Bronx Community Board 8, comprising **43%*** of the neighborhood's domestic incident reports.

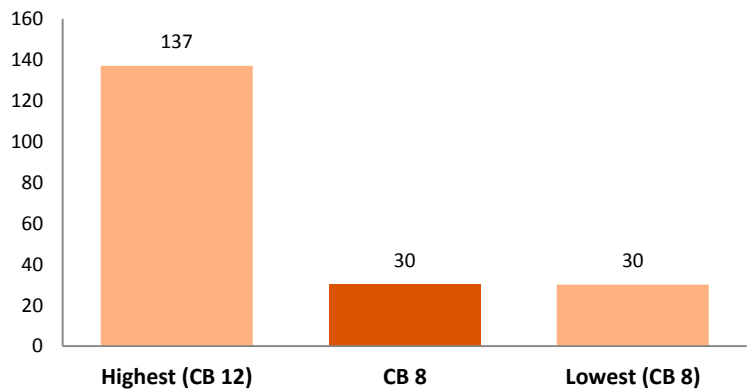
2018 Family-Related Domestic Incident Reports (DIRs) in the Bronx



*This percentage excludes reports with missing relationship field.

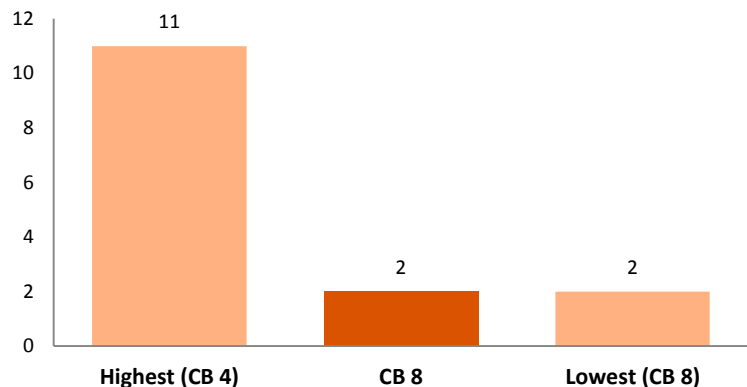
2 In 2018, there were **30 family-related felony assaults**, comprising **45%** of the neighborhood's domestic violence felony assaults.

2018 Family-Related Felony Assaults in the Bronx



3 In 2018, there were **2 family-related rapes**, comprising **40%** of the neighborhood's domestic violence rapes.

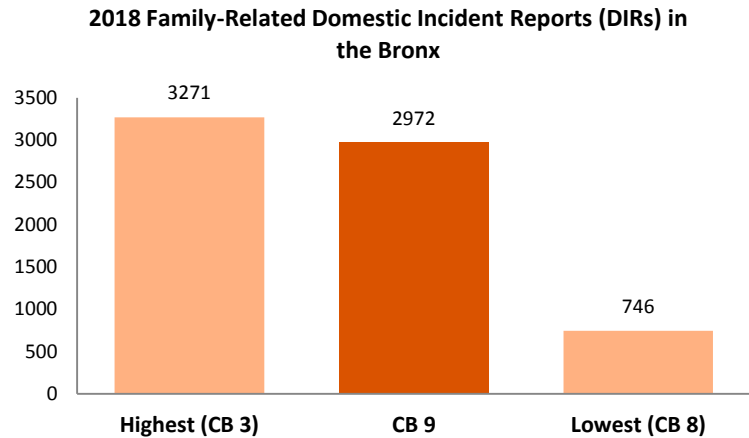
2018 Family-Related Rapes in the Bronx



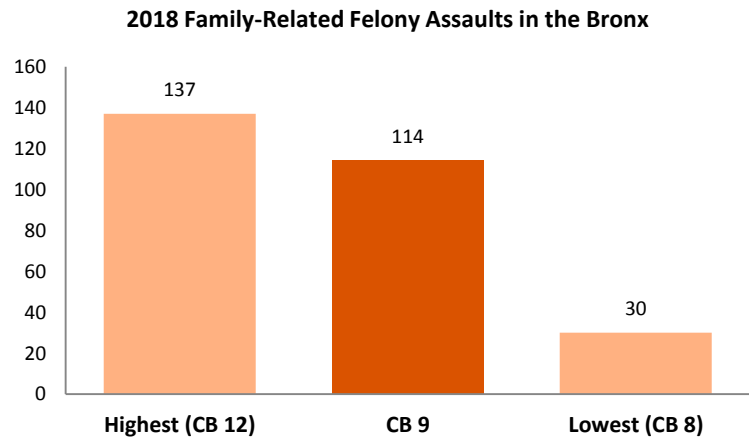
COMMUNITY BOARD 9: Parkchester and Soundview

1 In 2018, there were **2,972 family-related domestic incident reports** in Bronx Community Board 9, comprising **45%*** of the neighborhood's domestic incident reports.

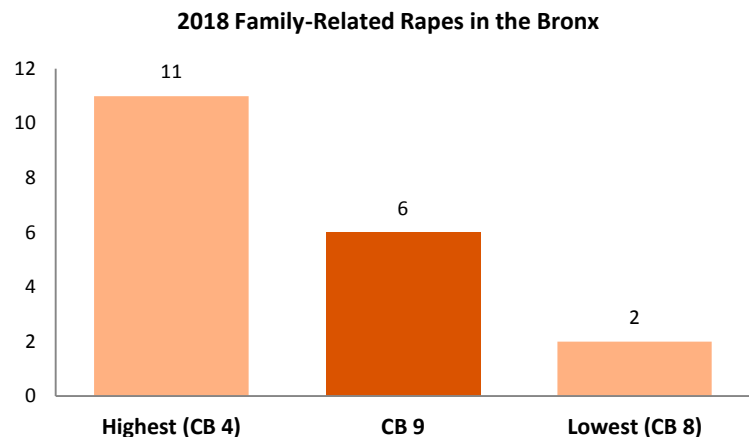
*This percentage excludes reports with missing relationship field.



2 In 2018, there were **114 family-related felony assaults**, comprising **35%** of the neighborhood's domestic violence felony assaults.



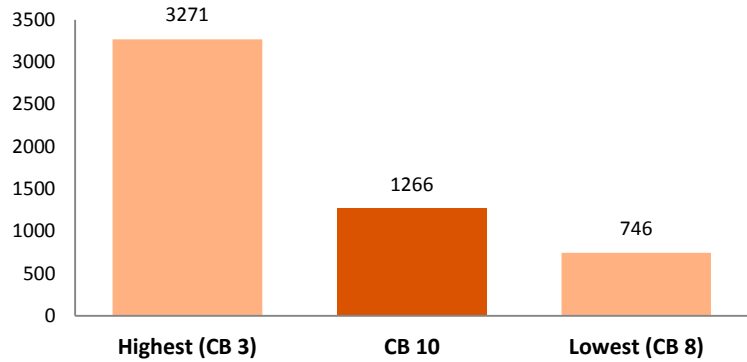
3 In 2018, there were **6 family-related rapes**, comprising **38%** of the neighborhood's domestic violence rapes.



COMMUNITY BOARD 10: Throgs Neck and Co-op City

1 In 2018, there were **1,266 family-related domestic incident reports** in Bronx Community Board 10, comprising **43%*** of the neighborhood's domestic incident reports.

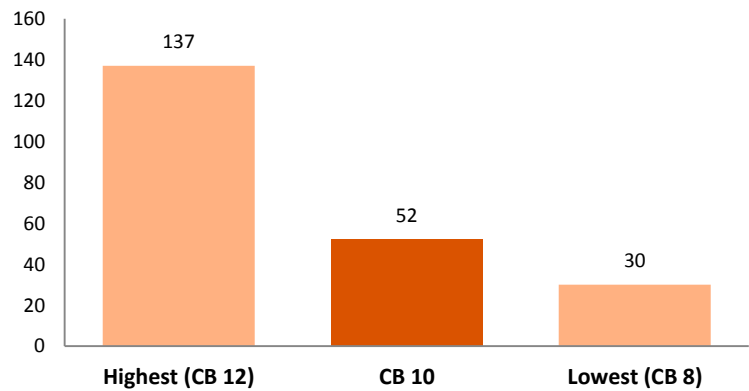
2018 Family-Related Domestic Incident Reports (DIRs) in the Bronx



*This percentage excludes reports with missing relationship field.

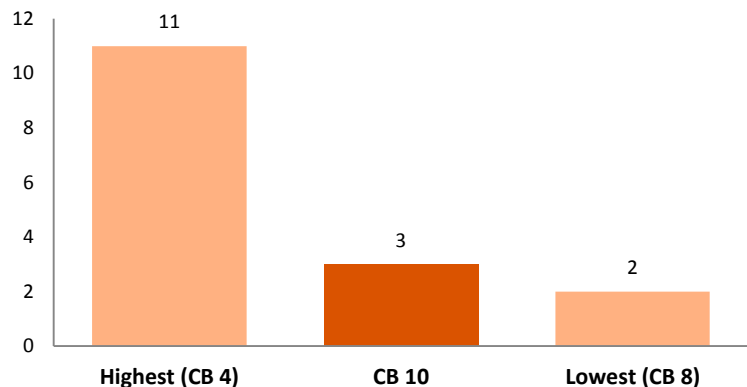
2 In 2018, there were **52 family-related felony assaults**, comprising **41%** of the neighborhood's domestic violence felony assaults.

2018 Family-Related Felony Assaults in the Bronx



3 In 2018, there were **3 family-related rapes**, comprising **43%** of the neighborhood's domestic violence rapes.

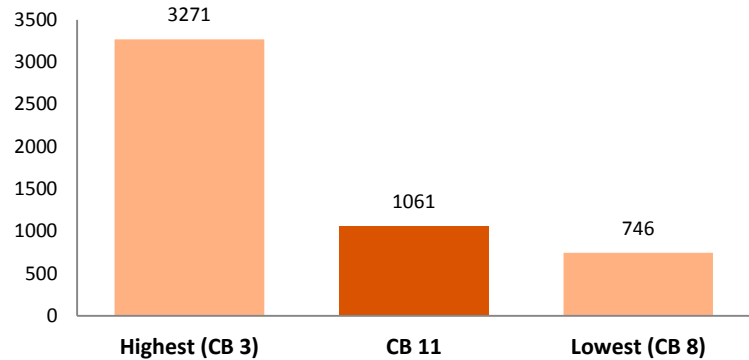
2018 Family-Related Rapes in the Bronx



COMMUNITY BOARD 11: Morris Park and Bronxdale

1 In 2018, there were **1,061 family-related domestic incident reports** in Bronx Community Board 11, comprising **38%*** of the neighborhood's domestic incident reports.

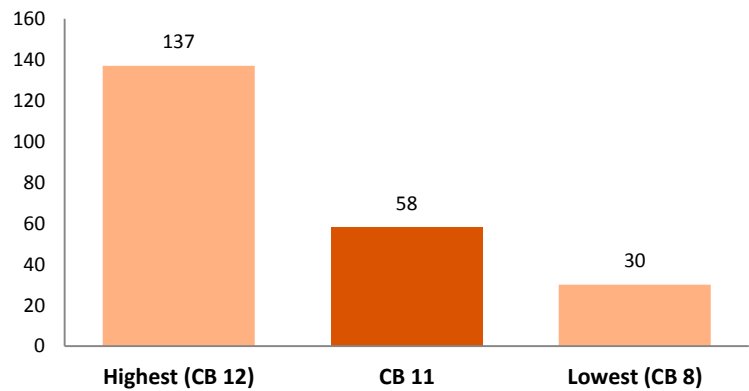
2018 Family-Related Domestic Incident Reports (DIRs) in the Bronx



*This percentage excludes reports with missing relationship field.

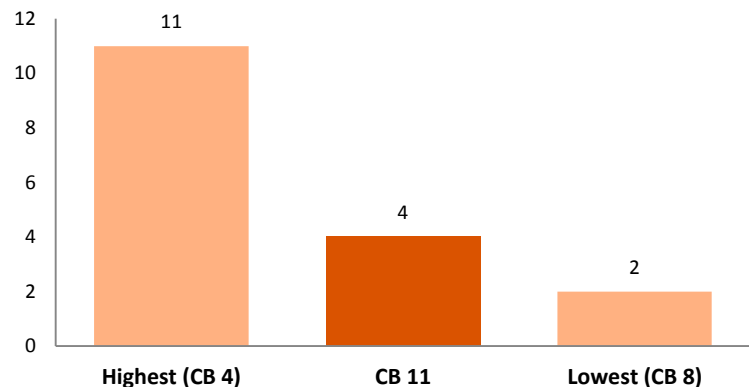
2 In 2018, there were **58 family-related felony assaults**, comprising **39%** of the neighborhood's domestic violence felony assaults.

2018 Family-Related Felony Assaults in the Bronx



3 In 2018, there were **4 family-related rapes**, comprising **40%** of the neighborhood's domestic violence rapes.

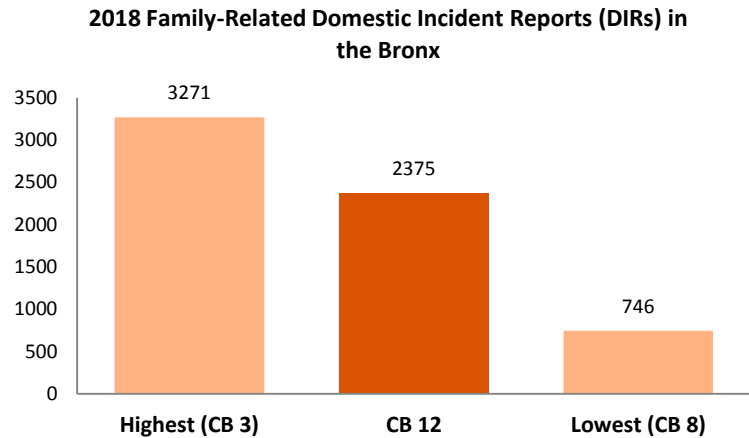
2018 Family-Related Rapes in the Bronx



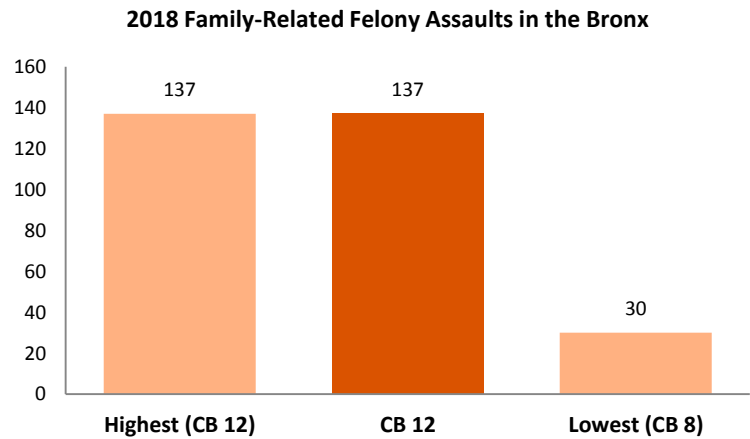
COMMUNITY BOARD 12: Williamsbridge and Baychester

1 In 2018, there were **2,375** family-related domestic incident reports in Bronx Community Board 12, comprising **43%*** of the neighborhood's domestic incident reports.

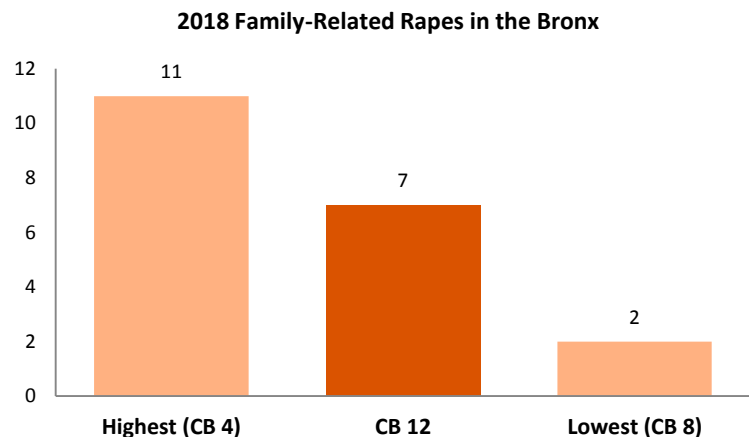
*This percentage excludes reports with missing relationship field.



2 In 2018, there were **137** family-related felony assaults, comprising **38%** of the neighborhood's domestic violence felony assaults.



3 In 2018, there were **7** family-related rapes, comprising **39%** of the neighborhood's domestic violence rapes.



Brooklyn:

Domestic violence snapshot

1 In 2018, there **25,788 family-related domestic incident reports (DIRs)** in Brooklyn. These comprised **44%*** of the borough's domestic incident reports.

*This percentage excludes reports with missing relationship field.

2 In 2018, there were **1,031 family-related felony assaults** in Brooklyn. These comprised **40%** of the borough's domestic violence felony assaults.

3 In 2018, there were **97 family-related rapes** in Brooklyn. These comprised **46%** of the borough's domestic violence rapes.

4 **HELP IS AVAILABLE**

In the case of an emergency, call 911.


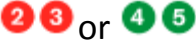
For information and non-emergency services, call 311 or the NYC Domestic Violence Hotline at 1-800-621-HOPE (4673).

Find resources and support in NYC at nyc.gov/nychope.

For walk-in services, visit one of the NYC Family Justice Centers.

NYC Family Justice Center, Brooklyn

Address: 350 Jay Street, Brooklyn, NY 11021 **Phone:** (718)250-5111

Subway: Take  train to Jay Street or the  train to Borough Hall.

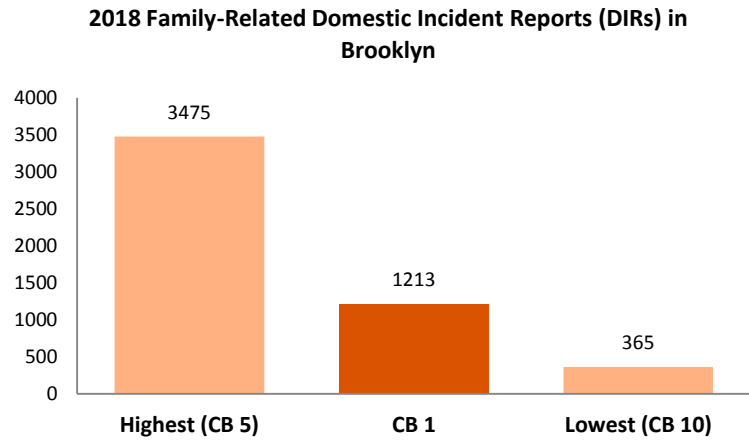
Bus: The B25, B26, B38, B51, B54, B57, B61 B65, B67 and B75 all stop near the Center.

Services are free and confidential. All are welcome regardless of gender identity or expression, sexual orientation, language, or immigration status.

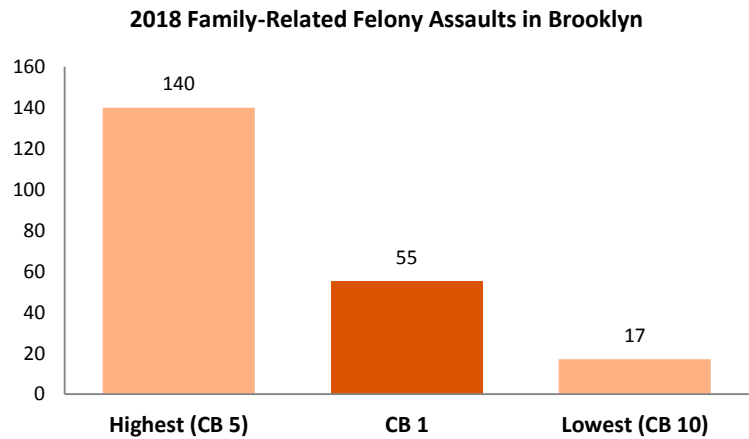
COMMUNITY BOARD 1: Greenpoint and Williamsburg

1 In 2018, there were **1,213 family-related domestic incident reports** in Brooklyn Community Board 1, comprising **41%*** of the neighborhood's domestic incident reports.

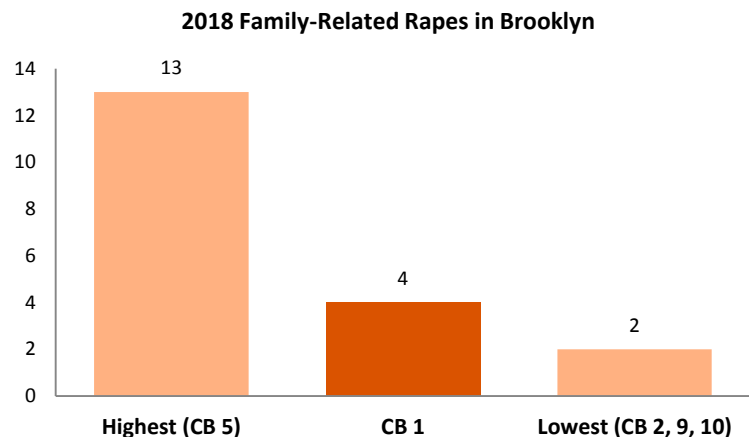
*This percentage excludes reports with missing relationship field.



2 In 2018, there were **55 family-related felony assaults**, comprising **43%** of the neighborhood's domestic violence felony assaults.



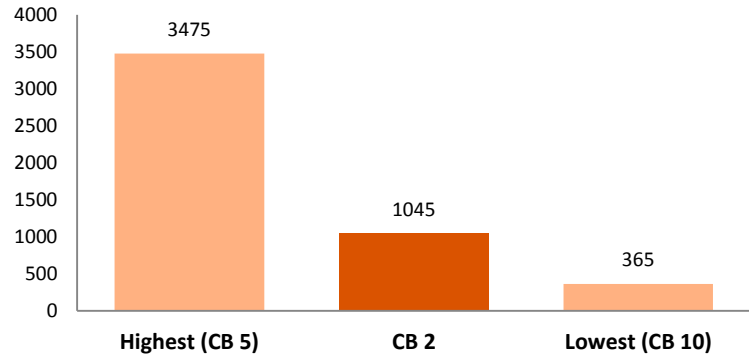
3 In 2018, there were **4 family-related rapes**, comprising **40%** of the neighborhood's domestic violence rapes.



COMMUNITY BOARD 2: Fort Greene and Brooklyn Heights

1 In 2018, there were **1,045 family-related domestic incident reports** in Brooklyn Community Board 2, comprising **40%*** of the neighborhood's domestic incident reports.

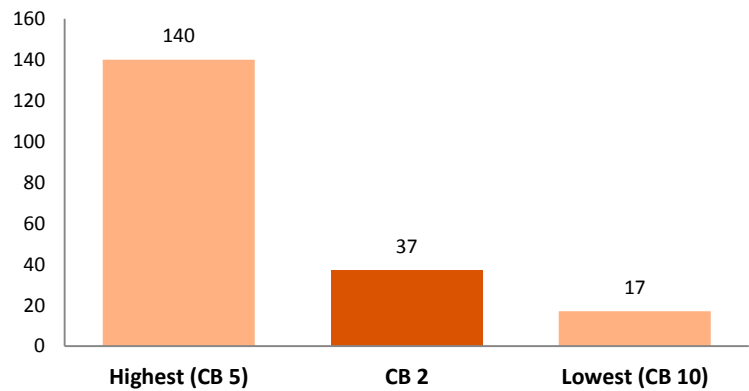
2018 Family-Related Domestic Incident Reports (DIRs) in Brooklyn



*This percentage excludes reports with missing relationship field.

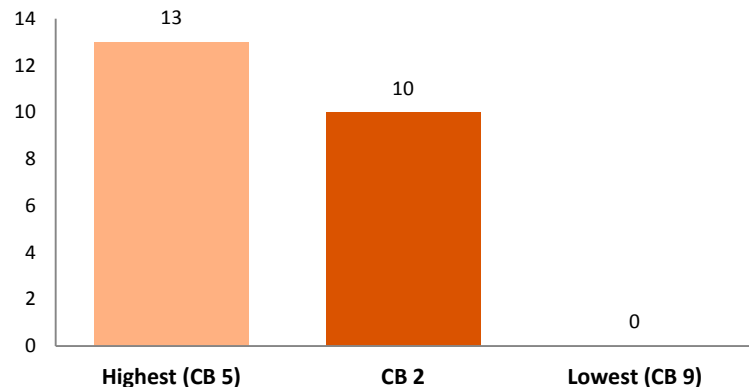
2 In 2018, there were **37 family-related felony assaults**, comprising **45%** of the neighborhood's domestic violence felony assaults.

2018 Family-Related Felony Assaults in Brooklyn



3 In 2018, there were **10 family-related rapes**, comprising **83%** of the neighborhood's domestic violence rapes.

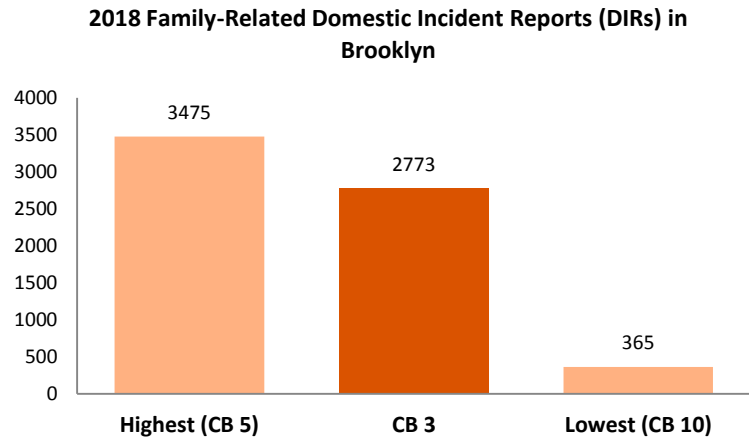
2018 Family-Related Rapes in Brooklyn



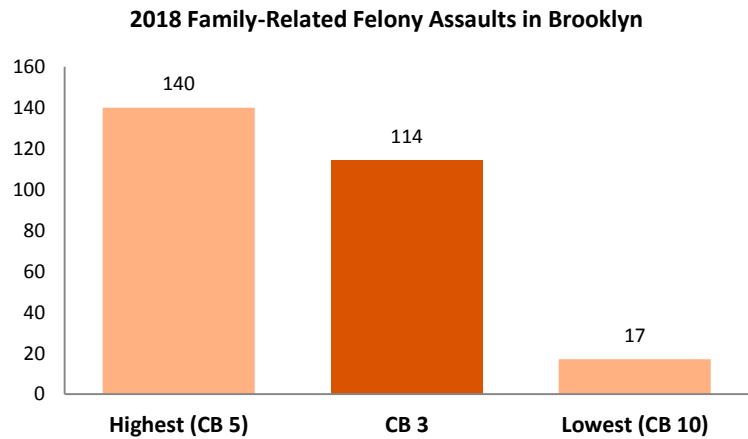
COMMUNITY BOARD 3: Bedford-Stuyvesant

1 In 2018, there were **2,773** family-related domestic incident reports in Brooklyn Community Board 3, comprising **48%*** of the neighborhood's domestic incident reports.

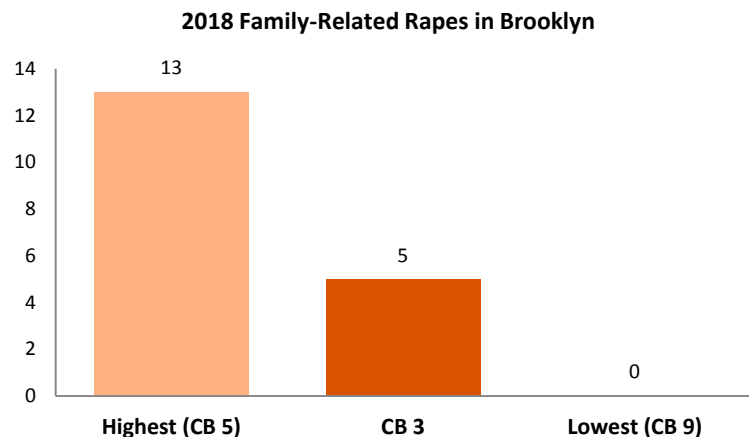
*This percentage excludes reports with missing relationship field.



2 In 2018, there were **114** family-related felony assaults, comprising **47%** of the neighborhood's domestic violence felony assaults.



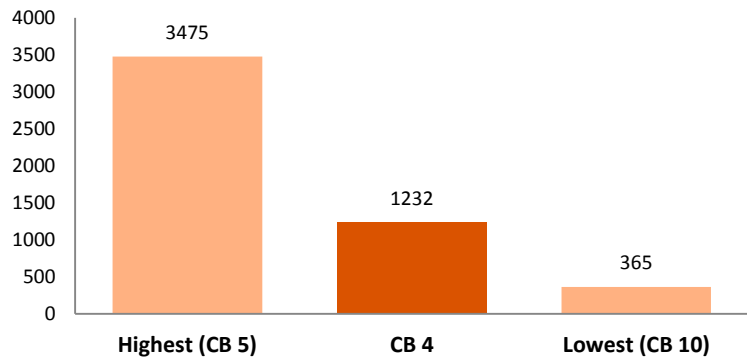
3 In 2018, there were **5** family-related rapes, comprising **31%** of the neighborhood's domestic violence rapes.



COMMUNITY BOARD 4: Bushwick

1 In 2018, there were **1,232 family-related domestic incident reports** in Brooklyn Community Board 4, comprising **45%*** of the neighborhood's domestic incident reports.

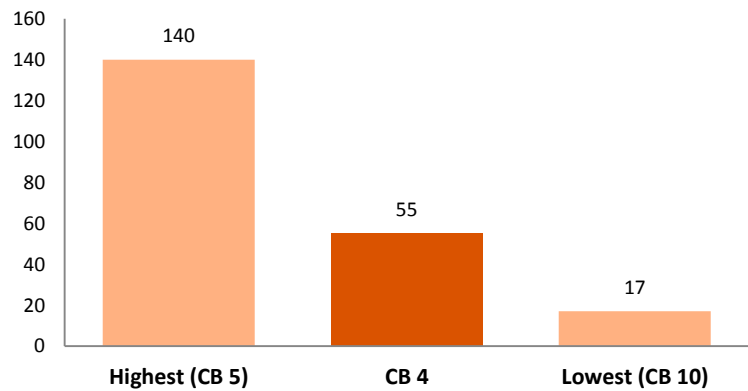
2018 Family-Related Domestic Incident Reports (DIRs) in Brooklyn



*This percentage excludes reports with missing relationship field.

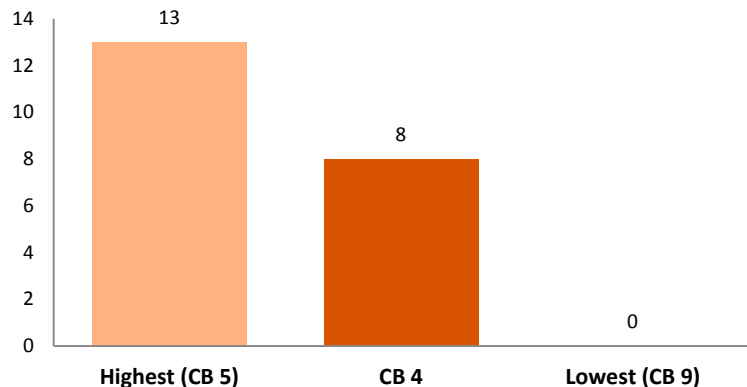
2 In 2018, there were **55 family-related felony assaults**, comprising **41%** of the neighborhood's domestic violence felony assaults.

2018 Family-Related Felony Assaults in Brooklyn



3 In 2018, there were **8 family-related rapes**, comprising **57%** of the neighborhood's domestic violence rapes.

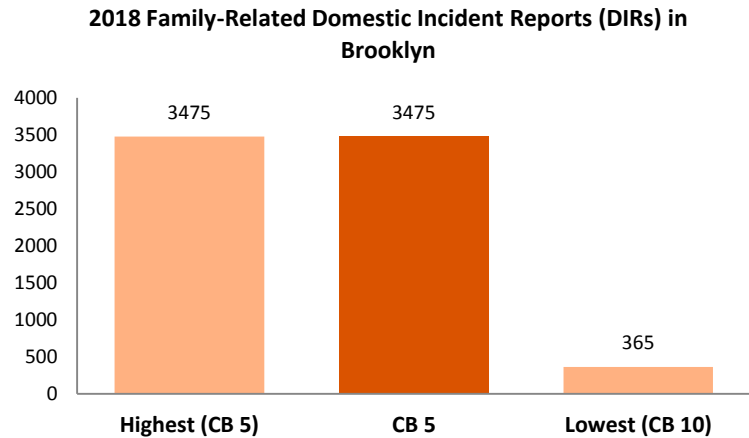
2018 Family-Related Rapes in Brooklyn



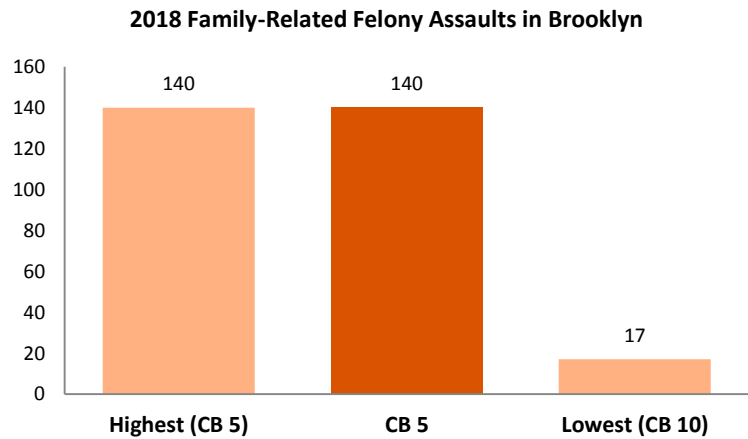
COMMUNITY BOARD 5: East New York and Starrett City

1 In 2018, there were **3,475** family-related domestic incident reports in Brooklyn Community Board 5, comprising **45%*** of the neighborhood's domestic incident reports.

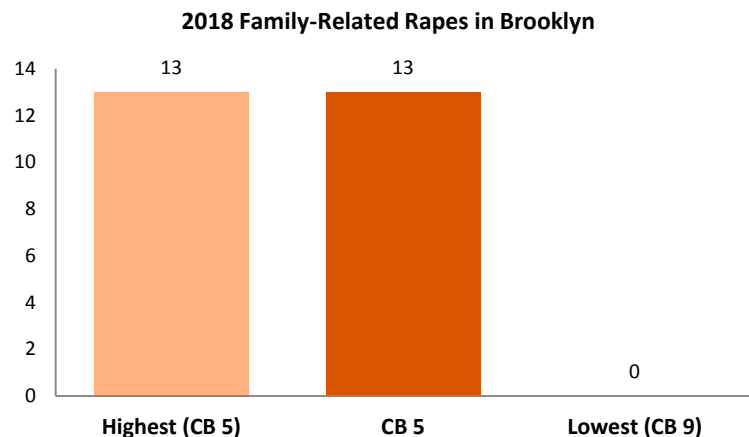
*This percentage excludes reports with missing relationship field.



2 In 2018, there were **140** family-related felony assaults, comprising **33%** of the neighborhood's domestic violence felony assaults.



3 In 2018, there were **13** family-related rapes, comprising **43%** of the neighborhood's domestic violence rapes.

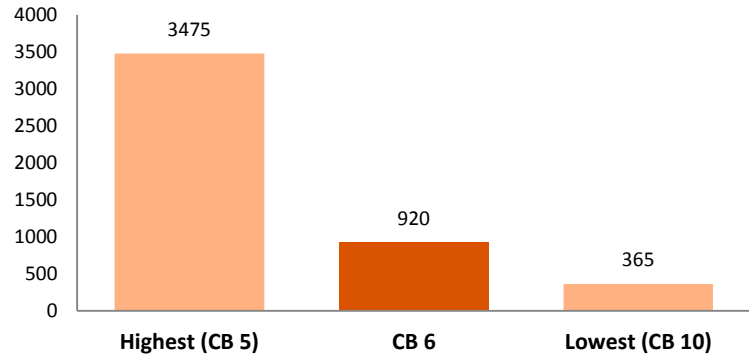


COMMUNITY BOARD 6: Park Slope and Carroll Gardens

1 In 2018, there were **920 family-related domestic incident reports** in Brooklyn Community Board 6, comprising **50%*** of the neighborhood's domestic incident reports.

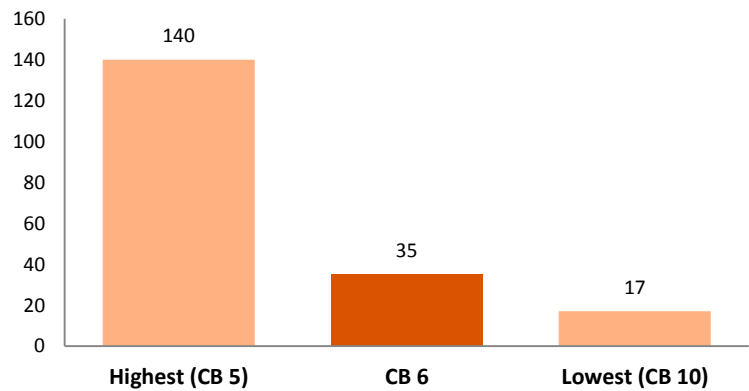
*This percentage excludes reports with missing relationship field.

2018 Family-Related Domestic Incident Reports (DIRs) in Brooklyn



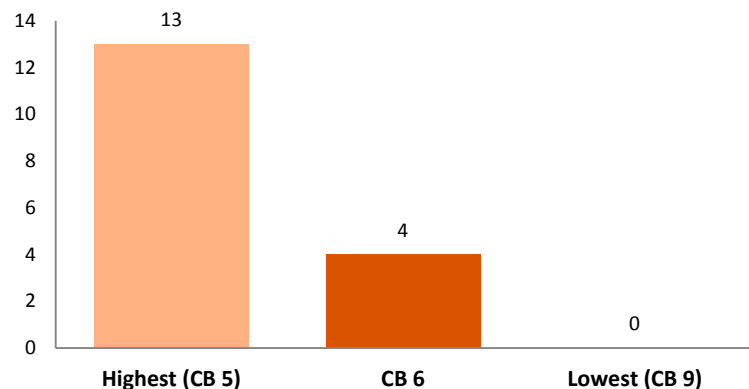
2 In 2018, there were **35 family-related felony assaults**, comprising **51%** of the neighborhood's domestic violence felony assaults.

2018 Family-Related Felony Assaults in Brooklyn



3 In 2018, there were **4 family-related rapes**, comprising **57%** of the neighborhood's domestic violence rapes.

2018 Family-Related Rapes in Brooklyn

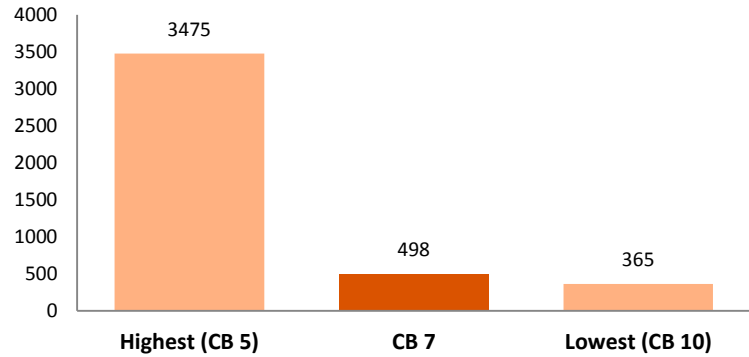


COMMUNITY BOARD 7: Sunset Park

1 In 2018, there were **498 family-related domestic incident reports** in Brooklyn Community Board 7, comprising **39%*** of the neighborhood's domestic incident reports.

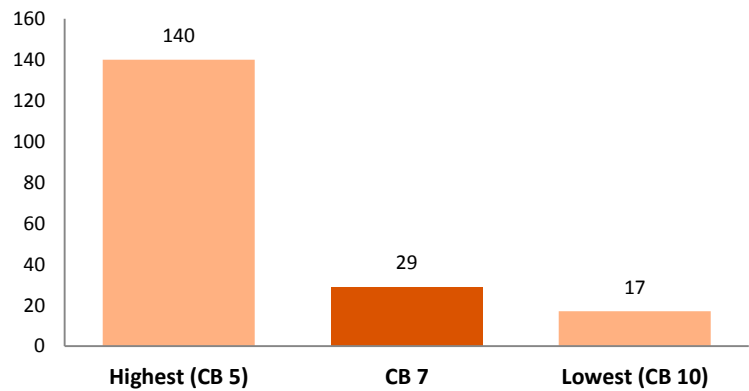
*This percentage excludes reports with missing relationship field.

2018 Family-Related Domestic Incident Reports (DIRs) in Brooklyn



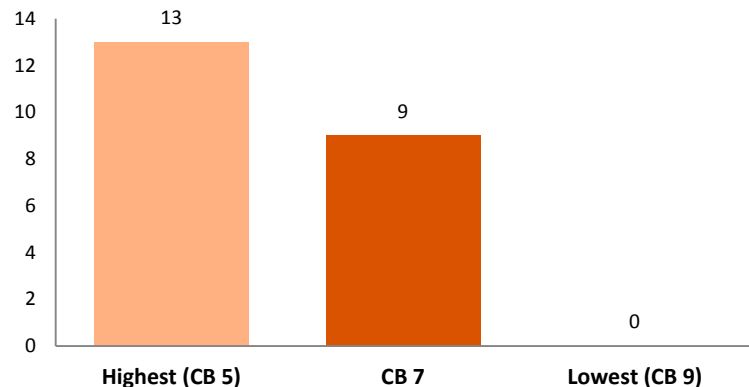
2 In 2018, there were **29 family-related felony assaults**, comprising **39%** of the neighborhood's domestic violence felony assaults.

2018 Family-Related Felony Assaults in Brooklyn



3 In 2018, there were **9 family-related rapes**, comprising **50%** of the neighborhood's domestic violence rapes.

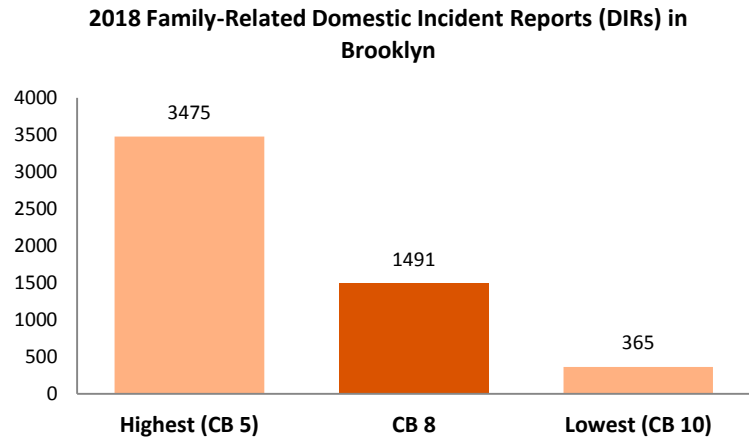
2018 Family-Related Rapes in Brooklyn



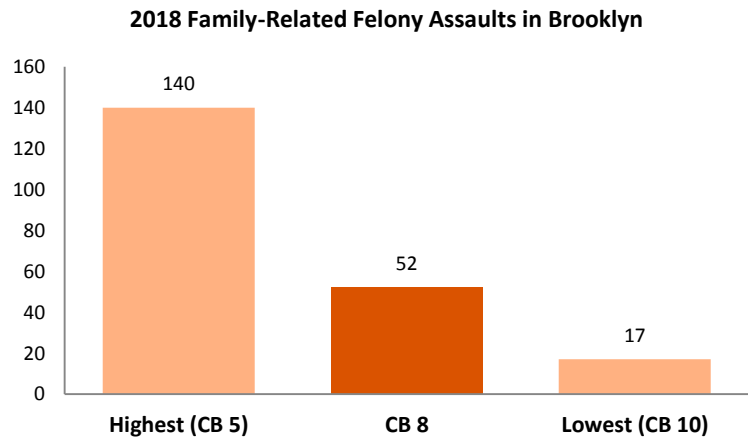
COMMUNITY BOARD 8: Crown Heights and Prospect Heights

1 In 2018, there were **1,491** family-related domestic incident reports in Brooklyn Community Board 8, comprising **43%*** of the neighborhood's domestic incident reports.

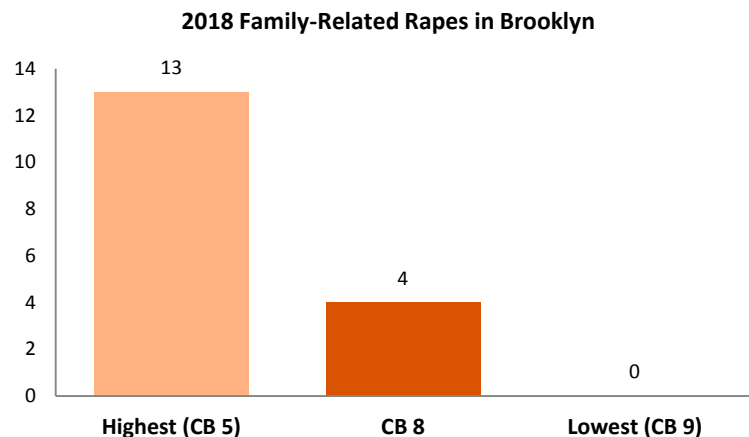
*This percentage excludes reports with missing relationship field.



2 In 2018, there were **52** family-related felony assaults, comprising **41%** of the neighborhood's domestic violence felony assaults.



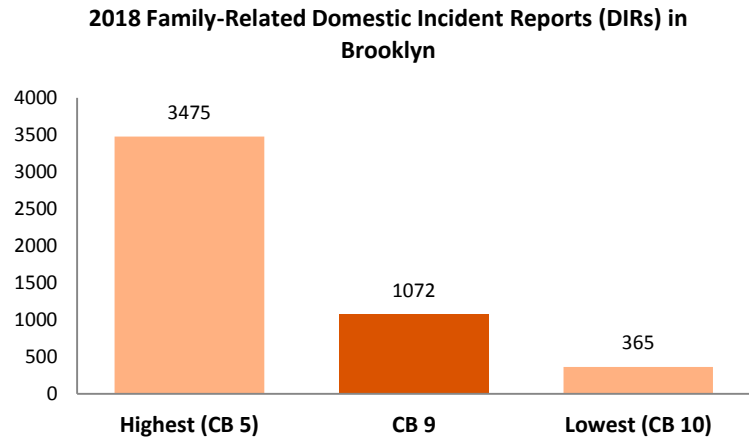
3 In 2018, there were **4** family-related rapes, comprising **33%** of the neighborhood's domestic violence rapes.



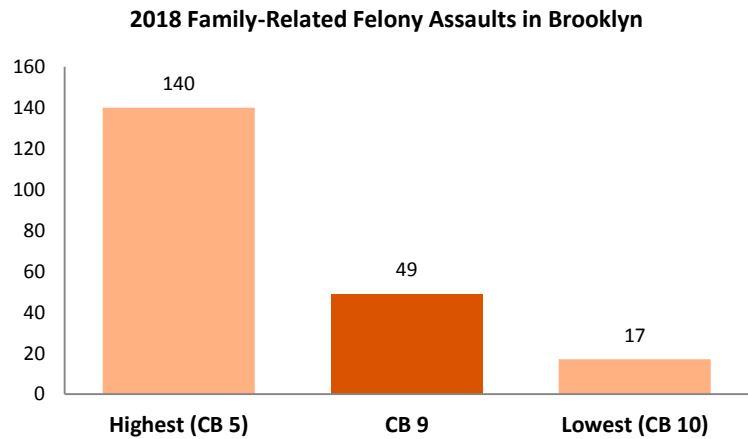
COMMUNITY BOARD 9: South Crown Heights and Lefferts Gardens

1 In 2018, there were **1,072 family-related domestic incident reports** in Brooklyn Community Board 9, comprising **46%*** of the neighborhood's domestic incident reports.

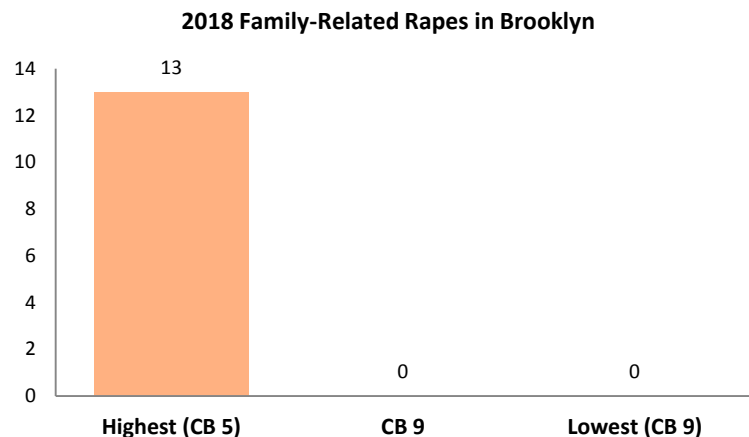
*This percentage excludes reports with missing relationship field.



2 In 2018, there were **49 family-related felony assaults**, comprising **41%** of the neighborhood's domestic violence felony assaults.



3 In 2018, there were **0 family-related rapes**, comprising **0%** of the neighborhood's domestic violence rapes.

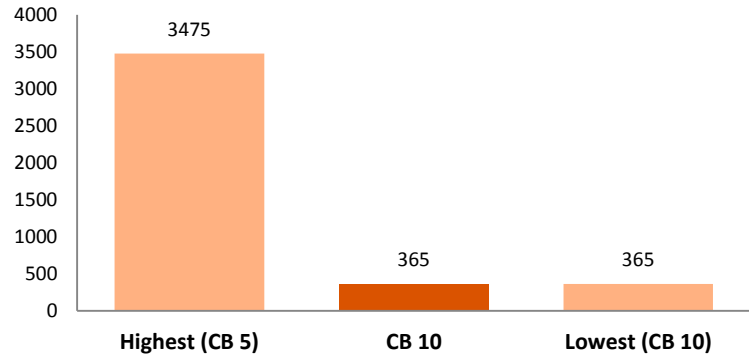


COMMUNITY BOARD 10: Bay Ridge and Dyker Heights

1 In 2018, there were **365 family-related domestic incident reports** in Brooklyn Community Board 10, comprising **36%*** of the neighborhood's domestic incident reports.

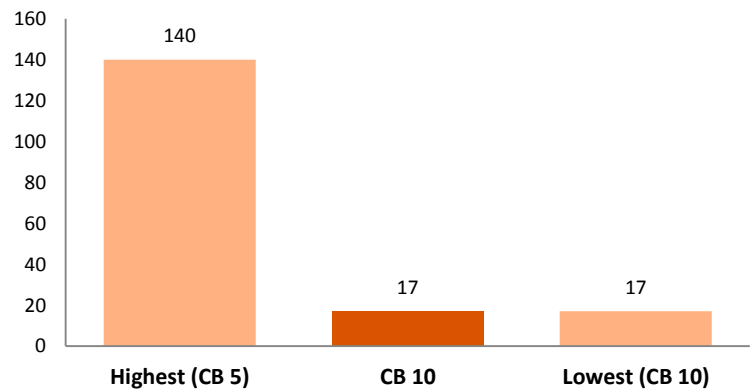
*This percentage excludes reports with missing relationship field.

2018 Family-Related Domestic Incident Reports (DIRs) in Brooklyn



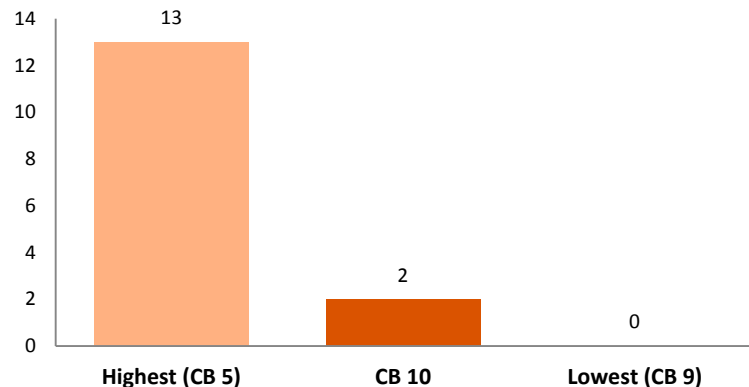
2 In 2018, there were **17 family-related felony assaults**, comprising **26%** of the neighborhood's domestic violence felony assaults.

2018 Family-Related Felony Assaults in Brooklyn



3 In 2018, there were **2 family-related rapes**, comprising **50%** of the neighborhood's domestic violence rapes.

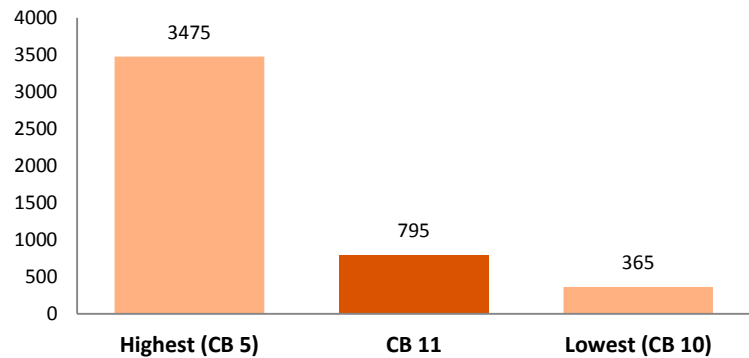
2018 Family-Related Rapes in Brooklyn



COMMUNITY BOARD 11: Bensonhurst

1 In 2018, there were **795 family-related domestic incident reports** in Brooklyn Community Board 11, comprising **40%*** of the neighborhood's domestic incident reports.

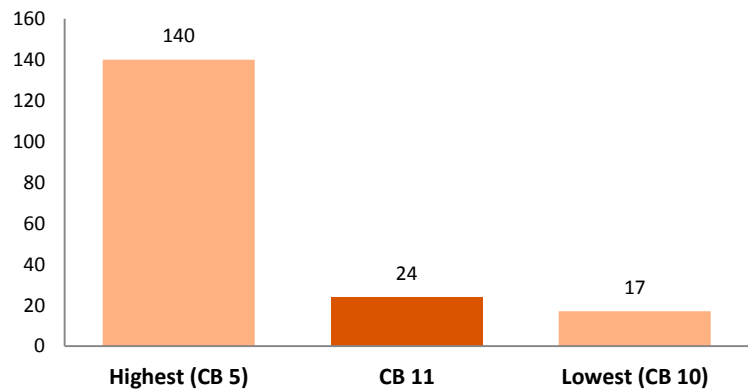
2018 Family-Related Domestic Incident Reports (DIRs) in Brooklyn



*This percentage excludes reports with missing relationship field.

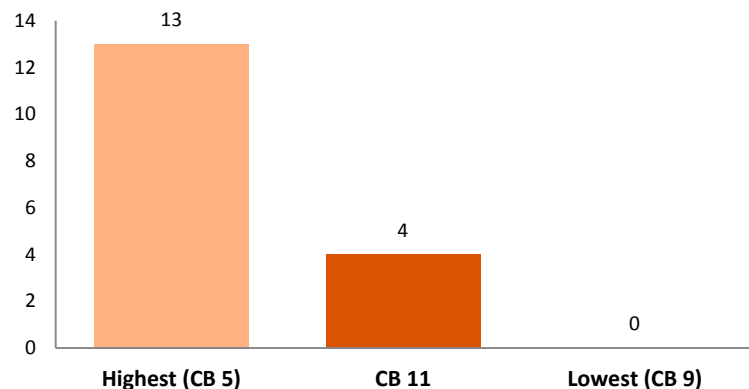
2 In 2018, there were **24 family-related felony assaults**, comprising **32%** of the neighborhood's domestic violence felony assaults.

2018 Family-Related Felony Assaults in Brooklyn



3 In 2018, there were **4 family-related rapes**, comprising **40%** of the neighborhood's domestic violence rapes.

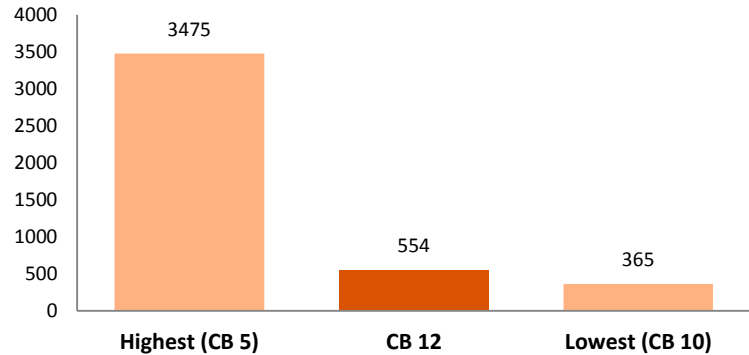
2018 Family-Related Rapes in Brooklyn



COMMUNITY BOARD 12: Borough Park

1 In 2018, there were **554 family-related domestic incident reports** in Brooklyn Community Board 12, comprising **43%*** of the neighborhood's domestic incident reports.

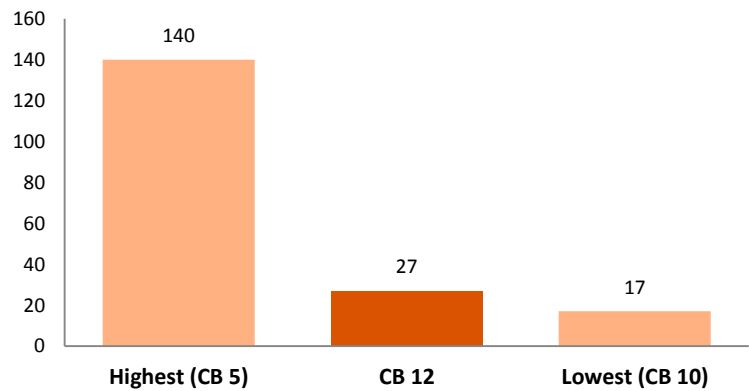
2018 Family-Related Domestic Incident Reports (DIRs) in Brooklyn



*This percentage excludes reports with missing relationship field.

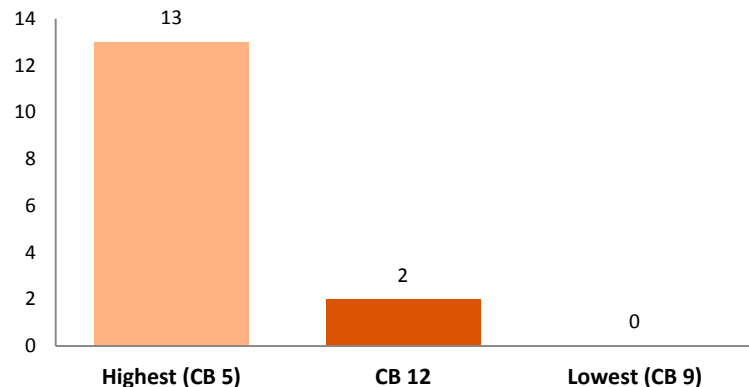
2 In 2018, there were **27 family-related felony assaults**, comprising **54%** of the neighborhood's domestic violence felony assaults.

2018 Family-Related Felony Assaults in Brooklyn



3 In 2018, there were **2 family-related rapes**, comprising **33%** of the neighborhood's domestic violence rapes.

2018 Family-Related Rapes in Brooklyn

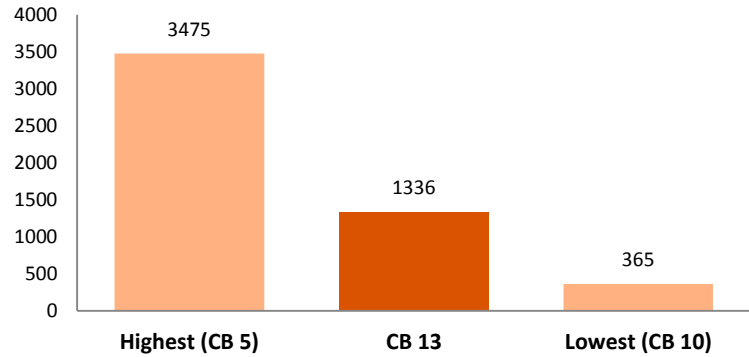


COMMUNITY BOARD 13: Coney Island

1 In 2018, there were **1,336** family-related domestic incident reports in Brooklyn Community Board 13, comprising **45%*** of the neighborhood's domestic incident reports.

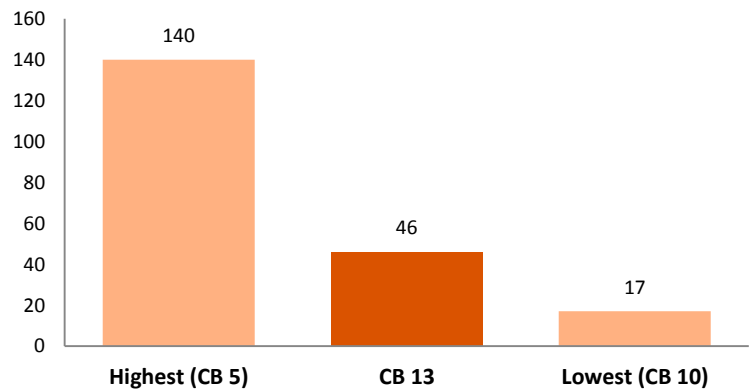
*This percentage excludes reports with missing relationship field.

2018 Family-Related Domestic Incident Reports (DIRs) in Brooklyn



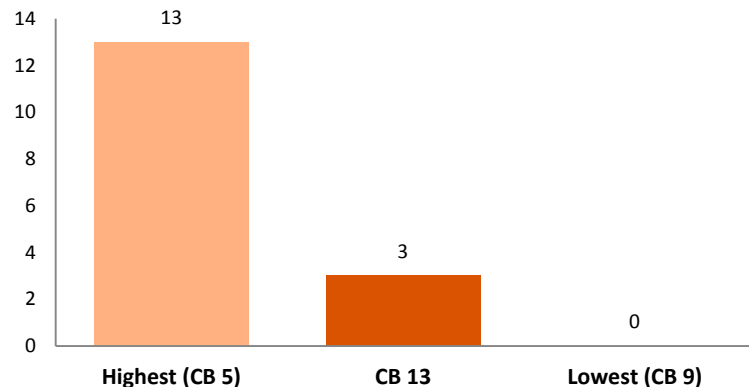
2 In 2018, there were **46** family-related felony assaults, comprising **42%** of the neighborhood's domestic violence felony assaults.

2018 Family-Related Felony Assaults in Brooklyn



3 In 2018, there were **3** family-related rapes, comprising **33%** of the neighborhood's domestic violence rapes.

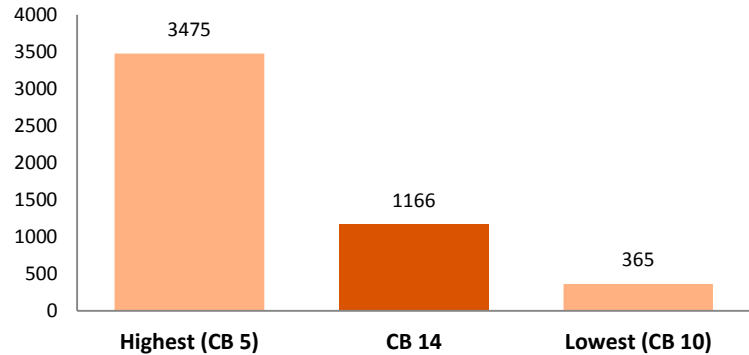
2018 Family-Related Rapes in Brooklyn



COMMUNITY BOARD 14: Flatbush and Midwood

1 In 2018, there were **1,166 family-related domestic incident reports** in Brooklyn Community Board 14, comprising **42%*** of the neighborhood's domestic incident reports.

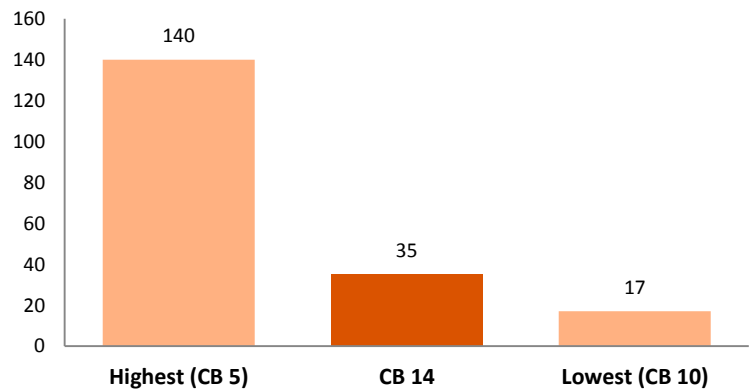
2018 Family-Related Domestic Incident Reports (DIRs) in Brooklyn



*This percentage excludes reports with missing relationship field.

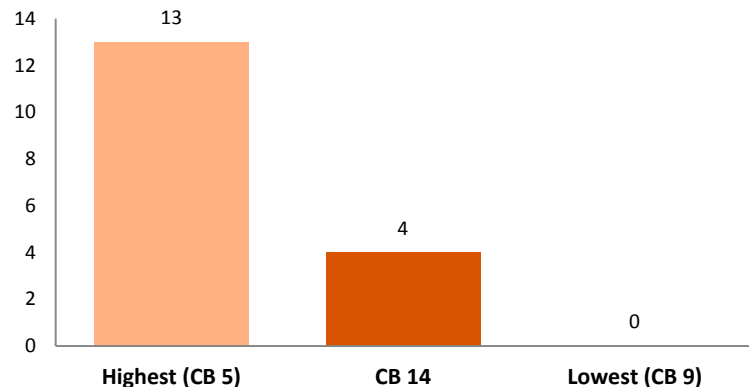
2 In 2018, there were **35 family-related felony assaults**, comprising **36%** of the neighborhood's domestic violence felony assaults.

2018 Family-Related Felony Assaults in Brooklyn



3 In 2018, there were **4 family-related rapes**, comprising **40%** of the neighborhood's domestic violence rapes.

2018 Family-Related Rapes in Brooklyn

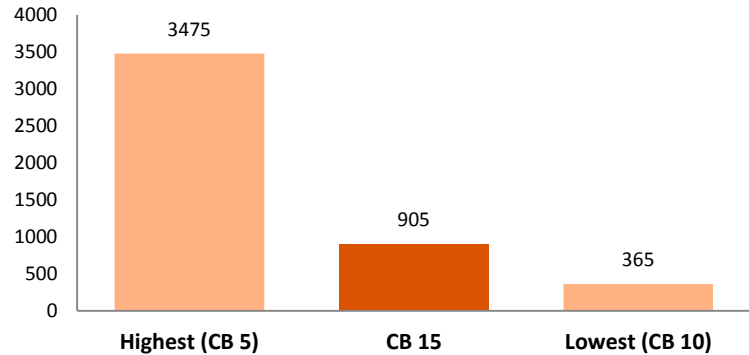


COMMUNITY BOARD 15: Sheephead Bay

1 In 2018, there were **905 family-related domestic incident reports** in Brooklyn Community Board 15, comprising **41%*** of the neighborhood's domestic incident reports.

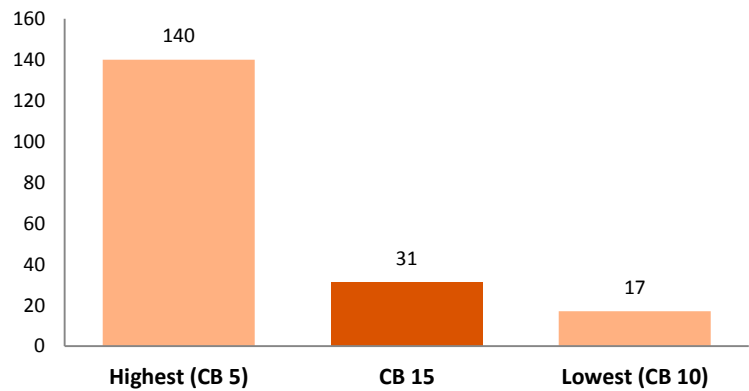
*This percentage excludes reports with missing relationship field.

2018 Family-Related Domestic Incident Reports (DIRs) in Brooklyn



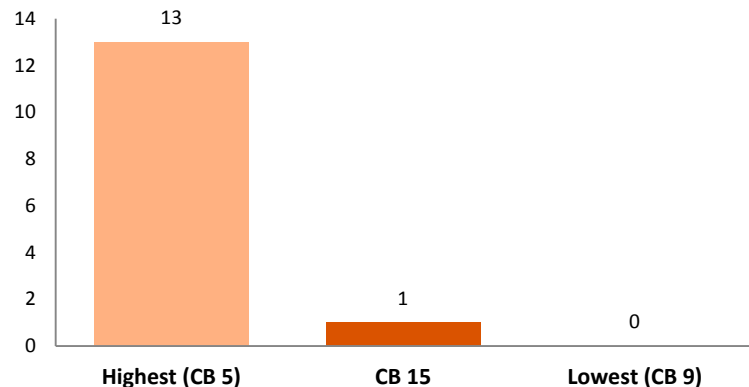
2 In 2018, there were **31 family-related felony assaults**, comprising **36%** of the neighborhood's domestic violence felony assaults.

2018 Family-Related Felony Assaults in Brooklyn



3 In 2018, there was **1 family-related rape**, comprising **17%** of the neighborhood's domestic violence rapes.

2018 Family-Related Rapes in Brooklyn

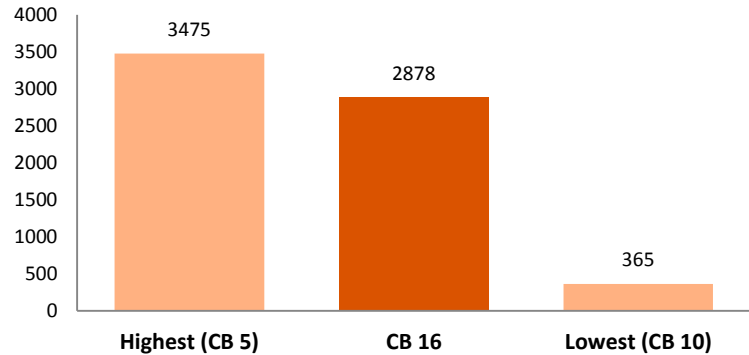


COMMUNITY BOARD 16: Brownsville

1 In 2018, there were **2,878** family-related domestic incident reports in Brooklyn Community Board 16, comprising **48%*** of the neighborhood's domestic incident reports.

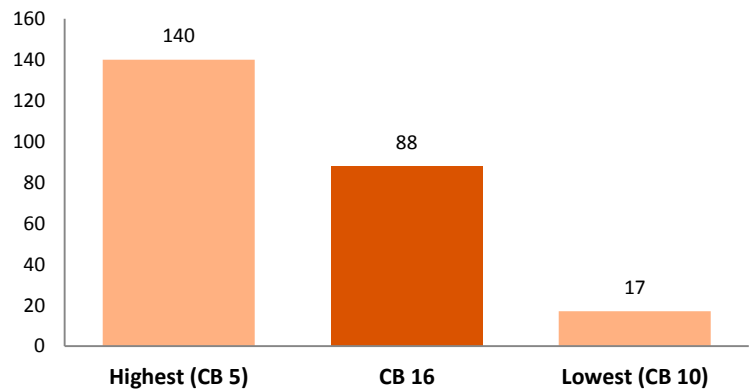
*This percentage excludes reports with missing relationship field.

2018 Family-Related Domestic Incident Reports (DIRs) in Brooklyn



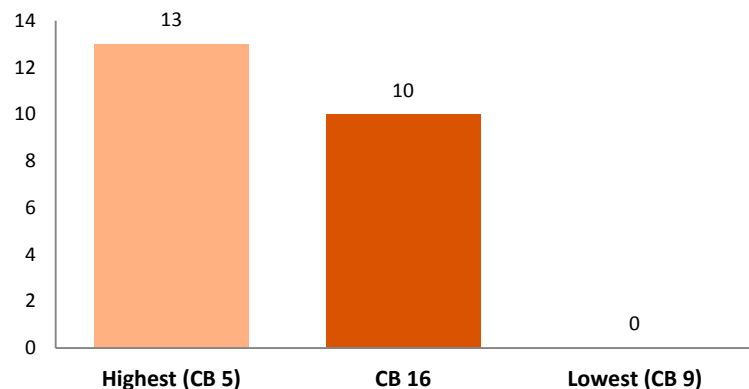
2 In 2018, there were **88** family-related felony assaults, comprising **37%** of the neighborhood's domestic violence felony assaults.

2018 Family-Related Felony Assaults in Brooklyn



3 In 2018, there were **10** family-related rapes, comprising **53%** of the neighborhood's domestic violence rapes.

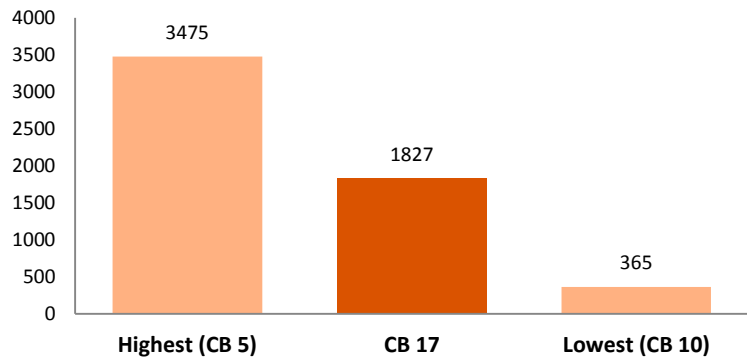
2018 Family-Related Rapes in Brooklyn



COMMUNITY BOARD 17: East Flatbush

1 In 2018, there were **1,827** family-related domestic incident reports in Brooklyn Community Board 17, comprising **41%*** of the neighborhood's domestic incident reports.

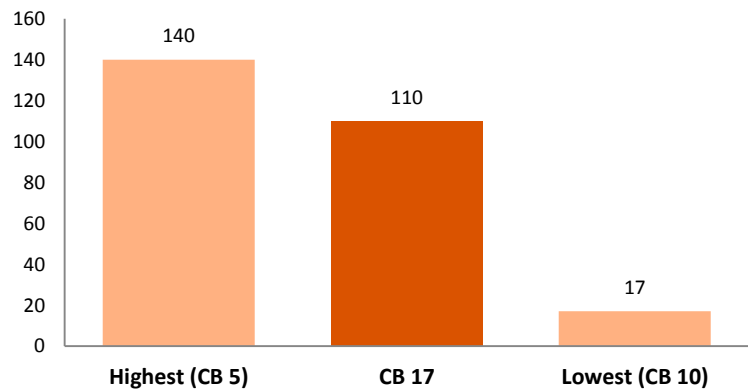
2018 Family-Related Domestic Incident Reports (DIRs) in Brooklyn



*This percentage excludes reports with missing relationship field.

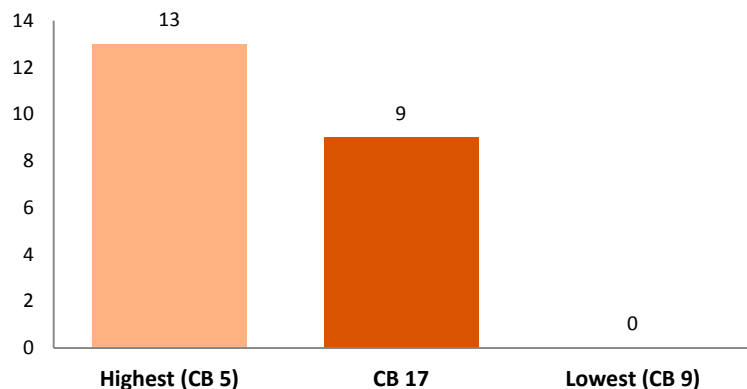
2 In 2018, there were **110** family-related felony assaults, comprising **41%** of the neighborhood's domestic violence felony assaults.

2018 Family-Related Felony Assaults in Brooklyn



3 In 2018, there were **9** family-related rapes, comprising **53%** of the neighborhood's domestic violence rapes.

2018 Family-Related Rapes in Brooklyn

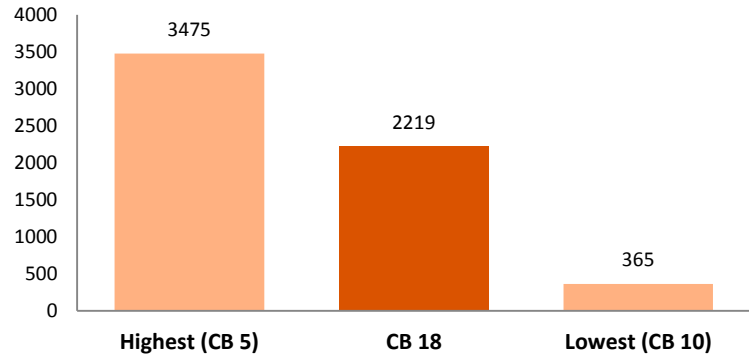


COMMUNITY BOARD 18: Flatlands and Canarsie

1 In 2018, there were **2,219** family-related domestic incident reports in Brooklyn Community Board 18, comprising **48%*** of the neighborhood's domestic incident reports.

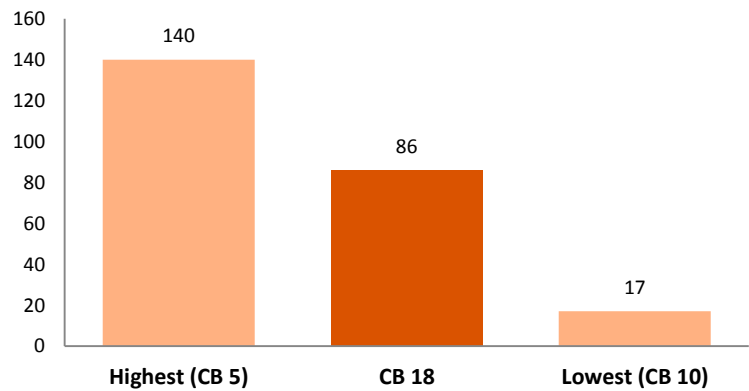
*This percentage excludes reports with missing relationship field.

2018 Family-Related Domestic Incident Reports (DIRs) in Brooklyn



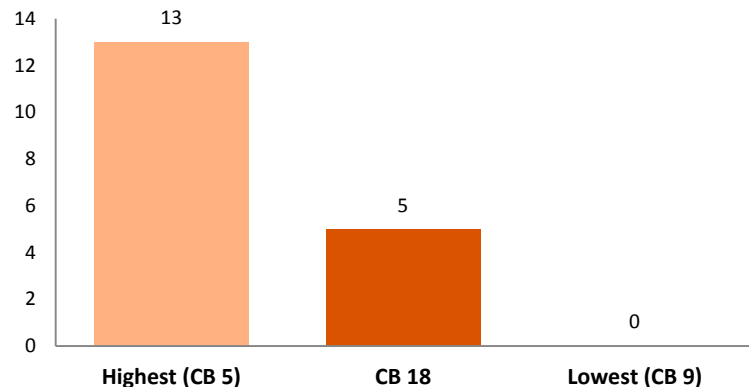
2 In 2018, there were **86** family-related felony assaults, comprising **47%** of the neighborhood's domestic violence felony assaults.

2018 Family-Related Felony Assaults in Brooklyn



3 In 2018, there were **5** family-related rapes, comprising **56%** of the neighborhood's domestic violence rapes.

2018 Family-Related Rapes in Brooklyn



Manhattan:

Domestic violence snapshot

1 In 2018, there were **13,351 family-related domestic incident reports (DIRs)** in Manhattan. These comprised **43%*** of the borough's domestic incident reports.

*This percentage excludes reports with missing relationship field.

2 In 2018, there were **364 family-related felony assaults** in Manhattan. These comprised **33%** of the borough's domestic violence felony assaults.

3 In 2018, there were **30 family-related rapes** in Manhattan. These comprised **29%** of the borough's domestic violence rapes.

4

HELP IS AVAILABLE

In the case of an emergency, call 911.

For information and non-emergency services, call 311 or the NYC Domestic Violence Hotline at 1-800-621-HOPE (4673).

Find resources and support in NYC at nyc.gov/nychope.

For walk-in services, visit one of the NYC Family Justice Centers.

NYC Family Justice Center, Manhattan

Address: 80 Centre Street, NY 10013 Phone: (212)602-2800

Subway: Take the **4 5 6** to Brooklyn Bridge –City Hall, the **J Z** to Chambers Street, the **N R** to City Hall, to the **1 2 3** to Chambers Street, or the **A C** to Chambers Street.

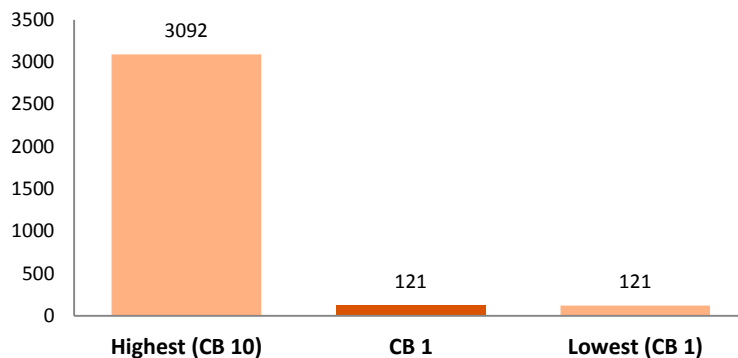
Bus: The M5, M9, M22 and M103 buses all stop near the Center.

Services are free and confidential. All are welcome regardless of gender identity or expression, sexual orientation, language, or immigration status.

COMMUNITY BOARD 1: Financial District

1 In 2018, there were **121 family-related domestic incident reports** in Manhattan Community Board 1, comprising **16%*** of the neighborhood's domestic incident reports.

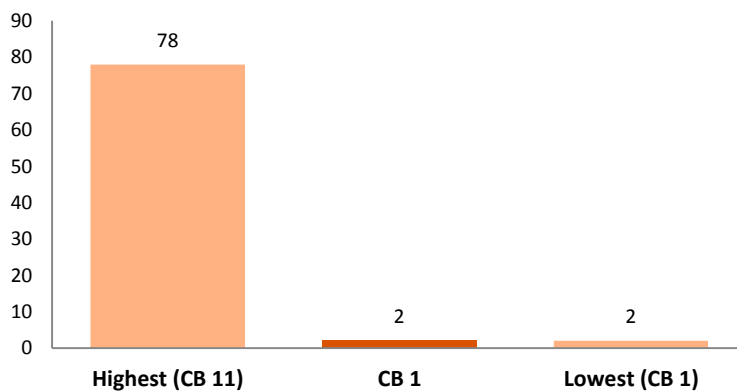
2018 Family-Related Domestic Incident Reports (DIRs) in Manhattan



*This percentage excludes reports with missing relationship field.

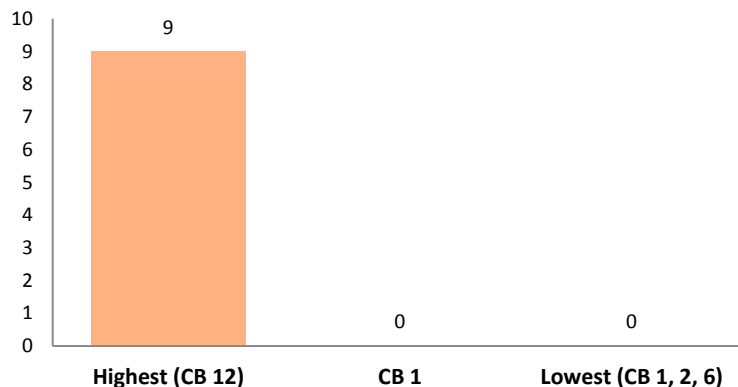
2 In 2018, there were **2 family-related felony assaults**, comprising **11%** of the neighborhood's domestic violence felony assaults.

2018 Family-Related Felony Assaults in Manhattan



3 In 2018, there were **0 domestic violence rapes**, (include family-related rapes) in this neighborhood.

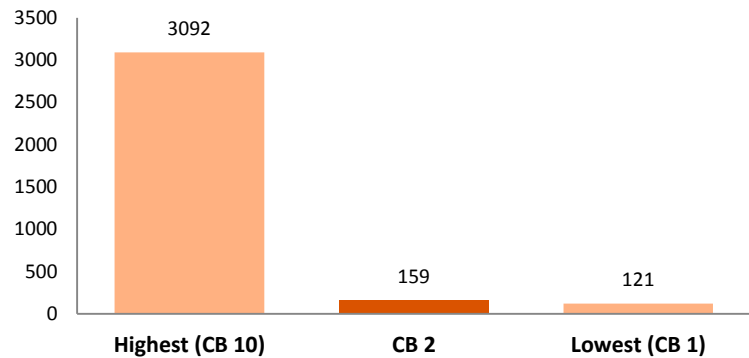
2018 Family-Related Rapes in Manhattan



COMMUNITY BOARD 2: Greenwich Village and SoHo

1 In 2018, there were **159 family-related domestic incident reports** in Manhattan Community Board 2, comprising **24%*** of the neighborhood's domestic incident reports.

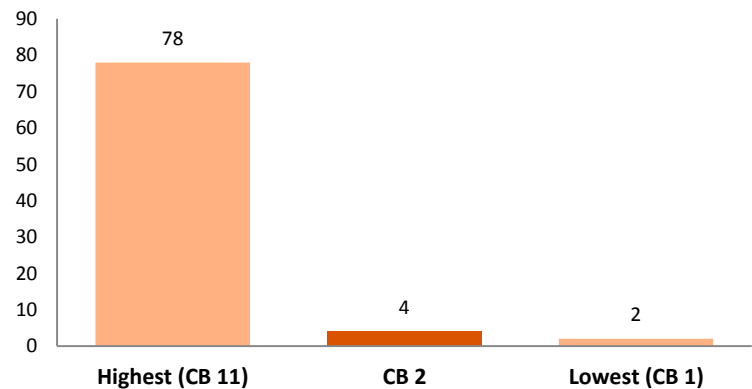
2018 Family-Related Domestic Incident Reports (DIRs) in Manhattan



*This percentage excludes reports with missing relationship field.

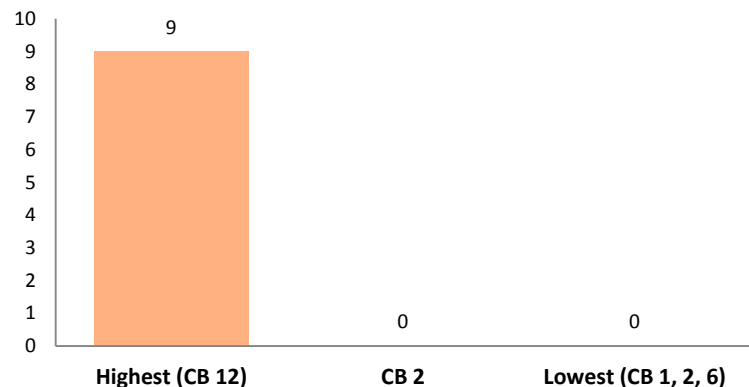
2 In 2018, there were **4 family-related felony assaults**, comprising **21%** of the neighborhood's domestic violence felony assaults.

2018 Family-Related Felony Assaults in Manhattan



3 In 2018, there were **0 domestic violence rapes**, (include family-related rapes) in this neighborhood.

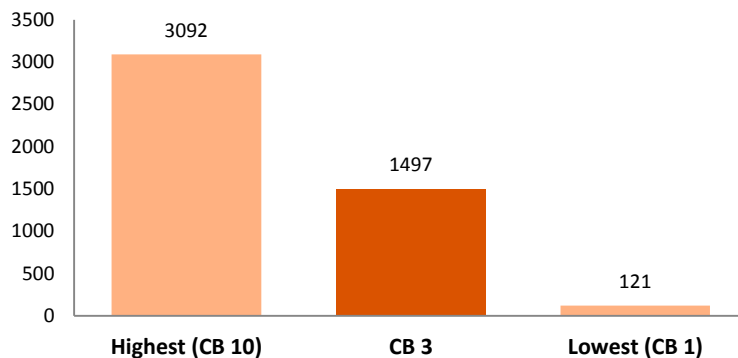
2018 Family-Related Rapes in Manhattan



COMMUNITY BOARD 3: Lower East Side and Chinatown

1 In 2018, there were **1,497 family-related domestic incident reports** in Manhattan Community Board 3, comprising **46%*** of the neighborhood's domestic incident reports.

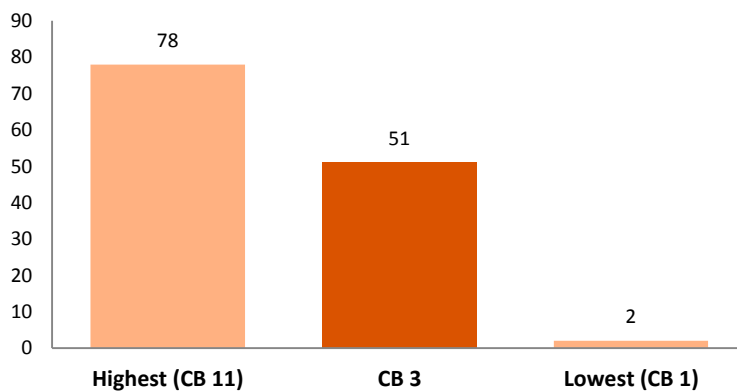
2018 Family-Related Domestic Incident Reports (DIRs) in Manhattan



*This percentage excludes reports with missing relationship field.

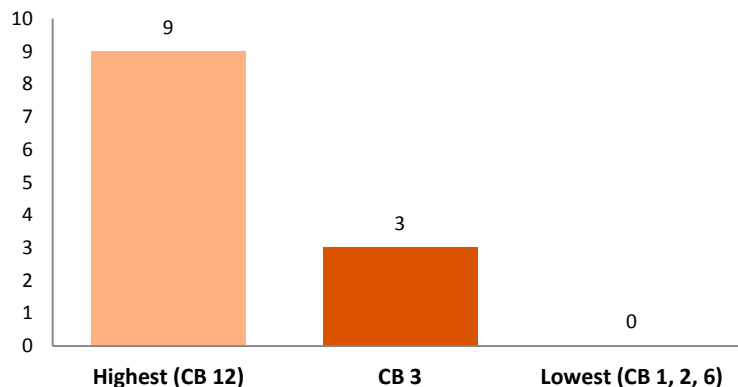
2 In 2018, there were **51 family-related felony assaults**, comprising **41%** of the neighborhood's domestic violence felony assaults.

2018 Family-Related Felony Assaults in Manhattan



3 In 2018, there were **3 family-related rapes**, comprising **17%** of the neighborhood's domestic violence rapes.

2018 Family-Related Rapes in Manhattan

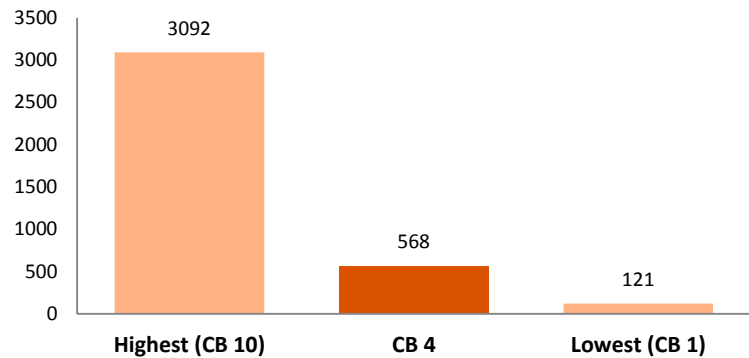


COMMUNITY BOARD 4: Clinton and Chelsea

1 In 2018, there were **568 family-related domestic incident reports** in Manhattan Community Board 4, comprising **30%*** of the neighborhood's domestic incident reports.

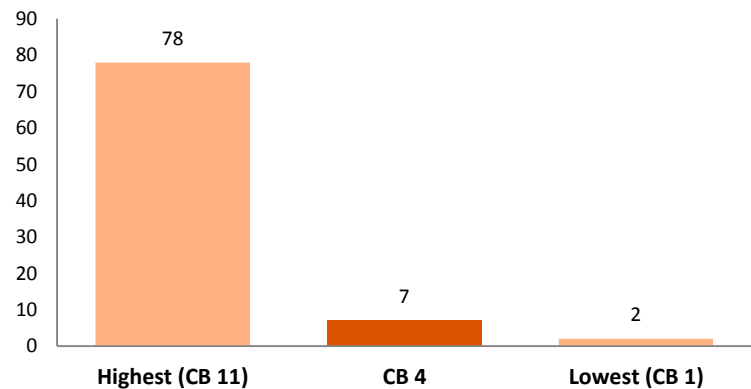
*This percentage excludes reports with missing relationship field.

2018 Family-Related Domestic Incident Reports (DIRs) in Manhattan



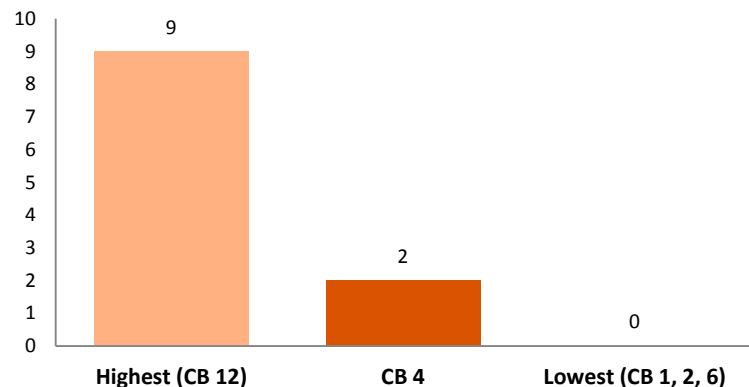
2 In 2018, there were **7 family-related felony assaults**, comprising **12%** of the neighborhood's domestic violence felony assaults.

2018 Family-Related Felony Assaults in Manhattan



3 In 2018, there were **2 family-related rapes**, comprising **20%** of the neighborhood's domestic violence rapes.

2018 Family-Related Rapes in Manhattan

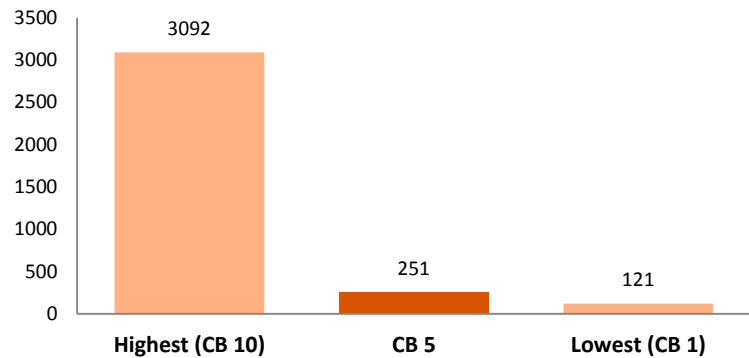


COMMUNITY BOARD 5: Midtown

1 In 2018, there were **251 family-related domestic incident reports** in Manhattan Community Board 5, comprising **23%*** of the neighborhood's domestic incident reports.

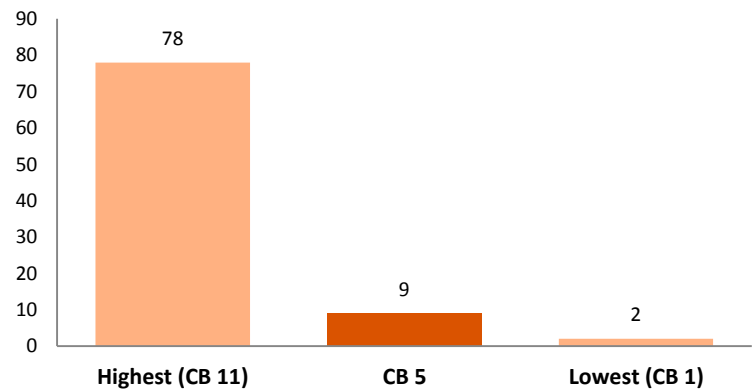
*This percentage excludes reports with missing relationship field.

2018 Family-Related Domestic Incident Reports (DIRs) in Manhattan



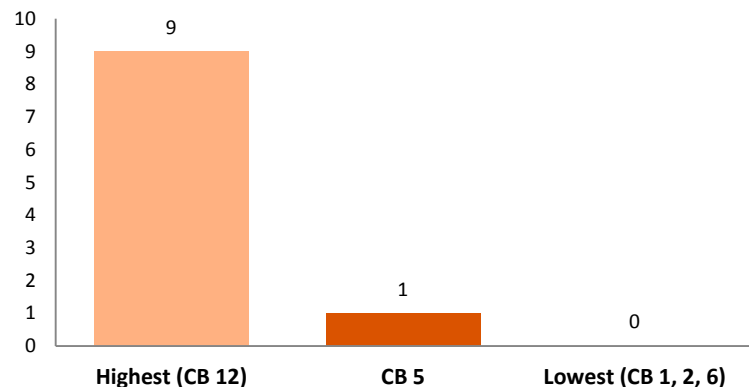
2 In 2018, there were **9 family-related felony assaults**, comprising **24%** of the neighborhood's domestic violence felony assaults.

2018 Family-Related Felony Assaults in Manhattan



3 In 2018, there were **1 family-related rapes**, comprising **20%** of the neighborhood's domestic violence rapes.

2018 Family-Related Rapes in Manhattan

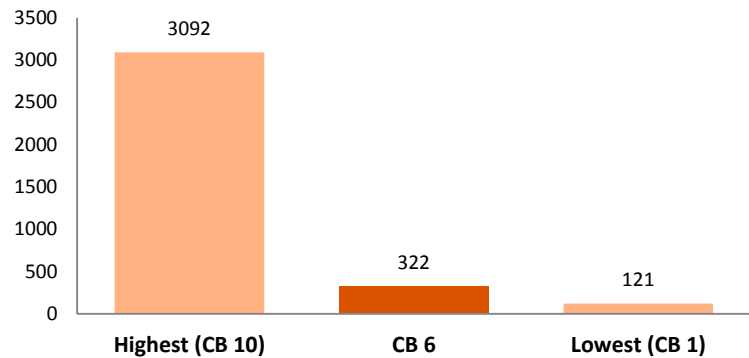


COMMUNITY BOARD 6: Stuyvesant Town and Turtle Bay

1 In 2018, there were **322 family-related domestic incident reports** in Manhattan Community Board 6, comprising **28%*** of the neighborhood's domestic incident reports.

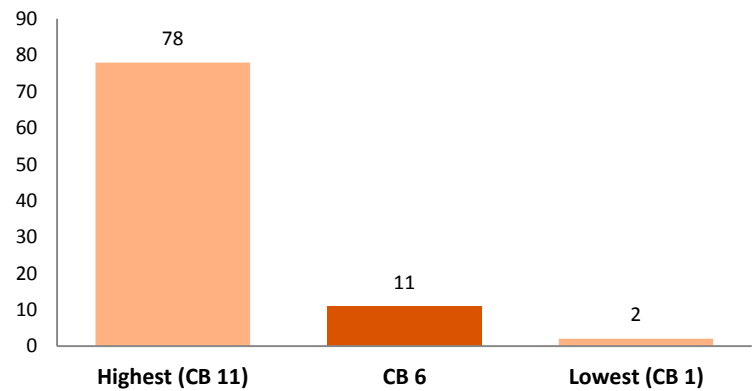
*This percentage excludes reports with missing relationship field.

2018 Family-Related Domestic Incident Reports (DIRs) in Manhattan



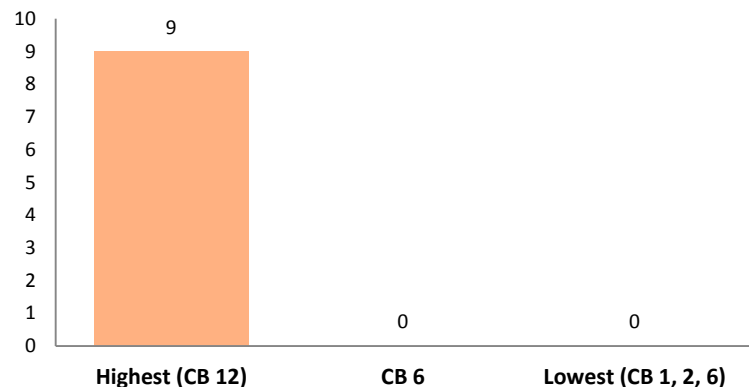
2 In 2018, there were **11 family-related felony assaults**, comprising **34%** of the neighborhood's domestic violence felony assaults.

2018 Family-Related Felony Assaults in Manhattan



3 In 2018, there were **0 family-related rapes**, comprising **0%** of the neighborhood's domestic violence rapes.

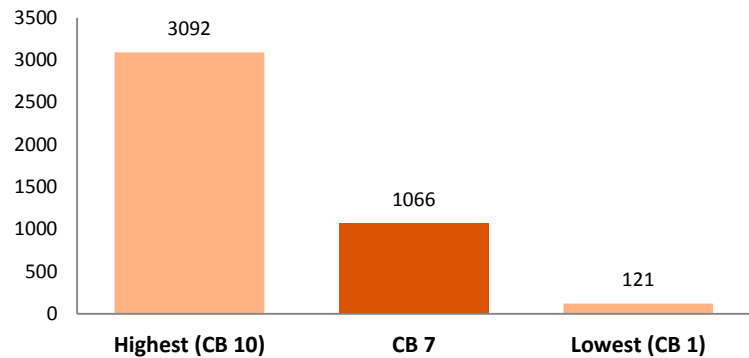
2018 Family-Related Rapes in Manhattan



COMMUNITY BOARD 7: Upper West Side

1 In 2018, there were **1,066 family-related domestic incident reports** in Manhattan Community Board 7, comprising **44%*** of the neighborhood's domestic incident reports.

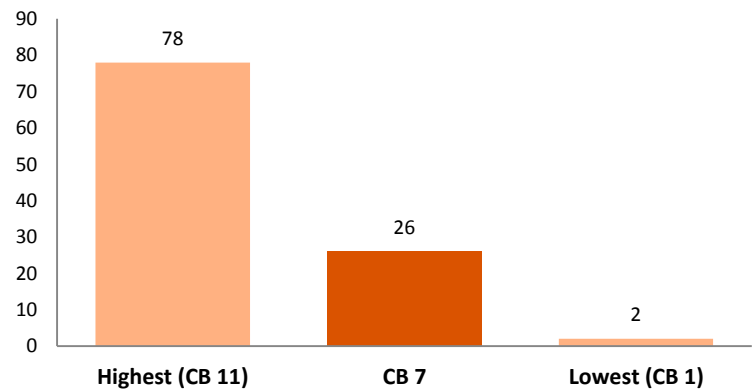
2018 Family-Related Domestic Incident Reports (DIRs) in Manhattan



*This percentage excludes reports with missing relationship field.

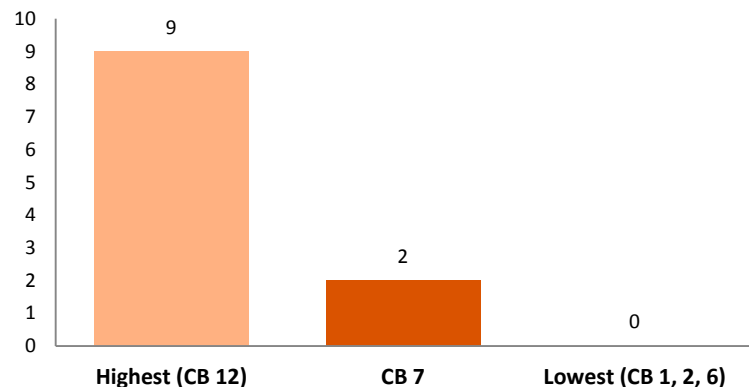
2 In 2018, there were **26 family-related felony assaults**, comprising **37%** of the neighborhood's domestic violence felony assaults.

2018 Family-Related Felony Assaults in Manhattan



3 In 2018, there were **2 family-related rapes**, comprising **29%** of the neighborhood's domestic violence rapes.

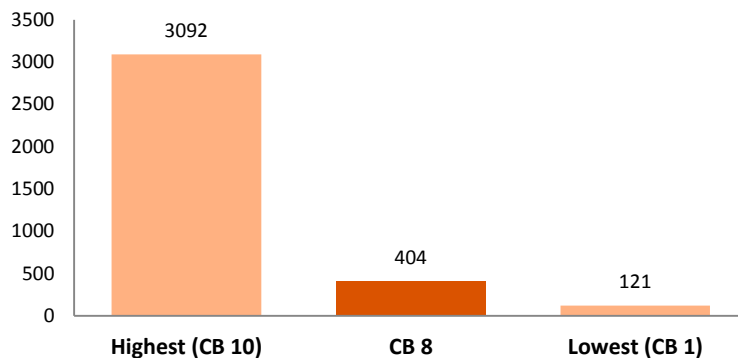
2018 Family-Related Rapes in Manhattan



COMMUNITY BOARD 8: Upper East Side

1 In 2018, there were **404 family-related domestic incident reports** in Manhattan Community Board 8, comprising **32%*** of the neighborhood's domestic incident reports.

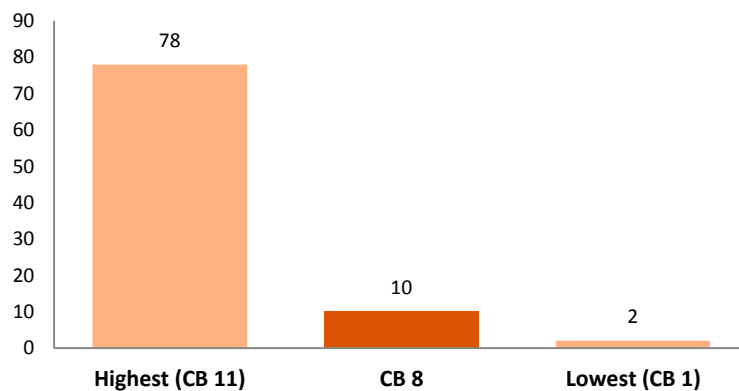
2018 Family-Related Domestic Incident Reports (DIRs) in Manhattan



*This percentage excludes reports with missing relationship field.

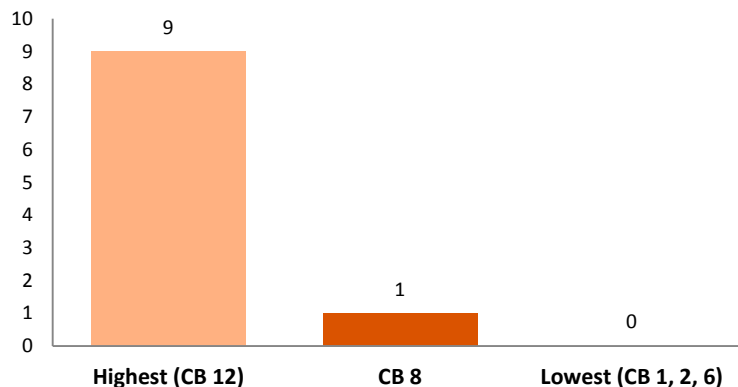
2 In 2018, there were **10 family-related felony assaults**, comprising **20%** of the neighborhood's domestic violence felony assaults.

2018 Family-Related Felony Assaults in Manhattan



3 In 2018, there was **1 family-related rape**, comprising **100%** of the neighborhood's domestic violence rapes.

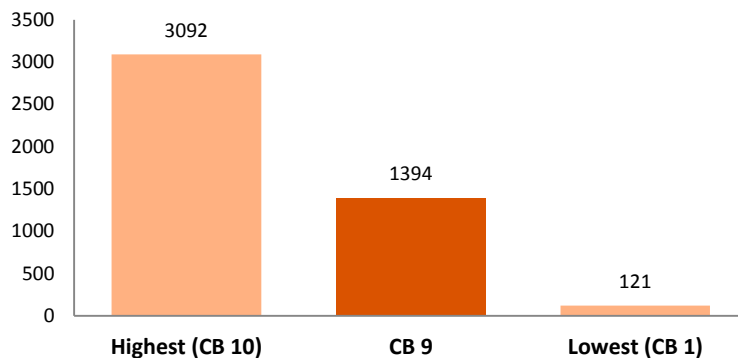
2018 Family-Related Rapes in Manhattan



COMMUNITY BOARD 9: Morningside Heights and Hamilton Heights

1 In 2018, there were **1,394 family-related domestic incident reports** in Manhattan Community Board 9, comprising **48%*** of the neighborhood's domestic incident reports.

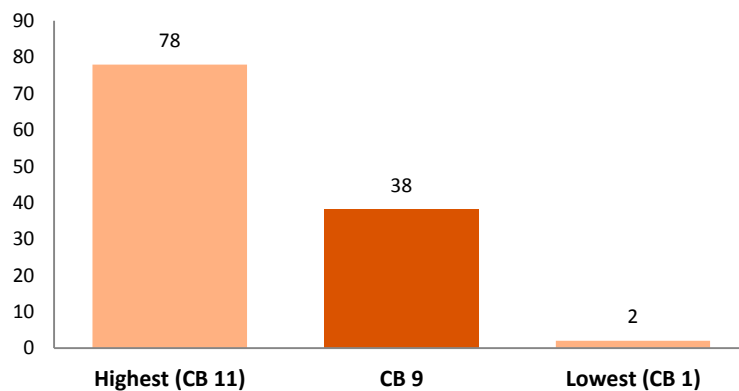
2018 Family-Related Domestic Incident Reports (DIRs) in Manhattan



*This percentage excludes reports with missing relationship field.

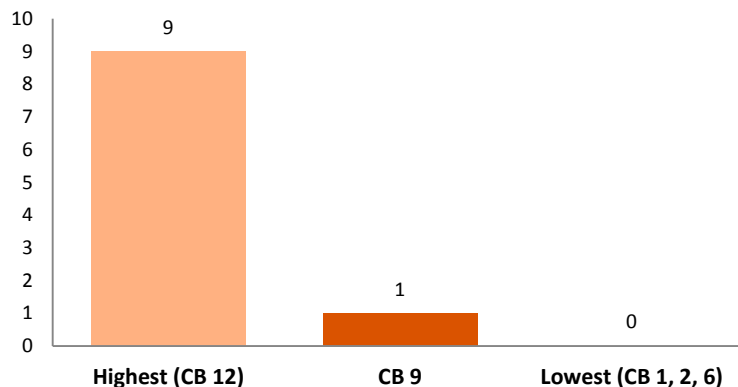
2 In 2018, there were **38 family-related felony assaults**, comprising **37%** of the neighborhood's domestic violence felony assaults.

2018 Family-Related Felony Assaults in Manhattan



3 In 2018, there was **1 family-related rape**, comprising **14%** of the neighborhood's domestic violence rapes.

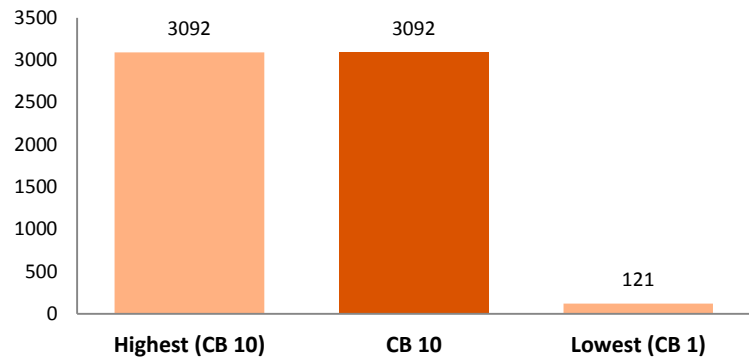
2018 Family-Related Rapes in Manhattan



COMMUNITY BOARD 10: Central Harlem

1 In 2018, there were **3,092 family-related domestic incident reports** in Manhattan Community Board 10, comprising **50%*** of the neighborhood's domestic incident reports.

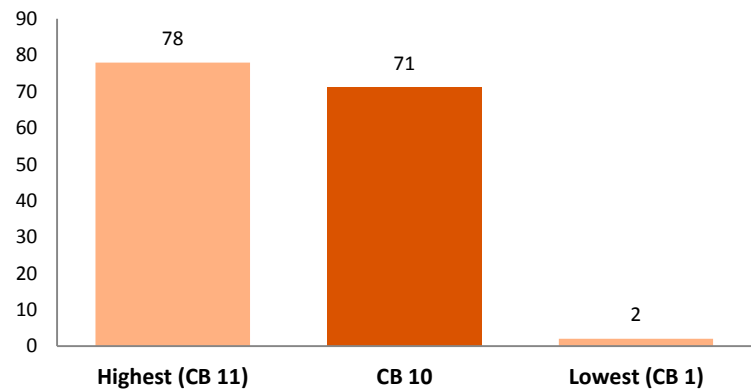
2018 Family-Related Domestic Incident Reports (DIRs) in Manhattan



*This percentage excludes reports with missing relationship field.

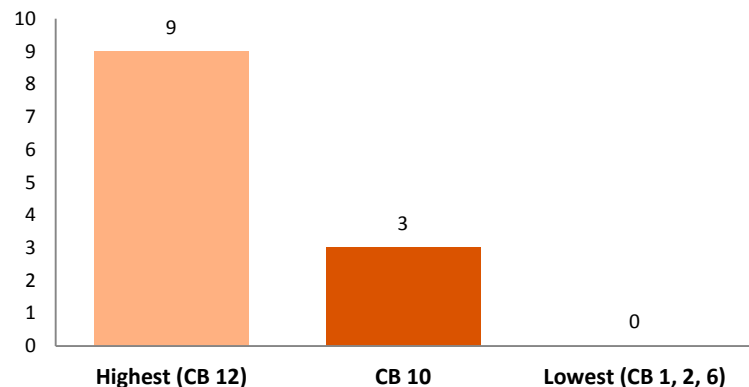
2 In 2018, there were **71 family-related felony assaults**, comprising **37%** of the neighborhood's domestic violence felony assaults.

2018 Family-Related Felony Assaults in Manhattan



3 In 2018, there were **3 family-related rapes**, comprising **23%** of the neighborhood's domestic violence rapes.

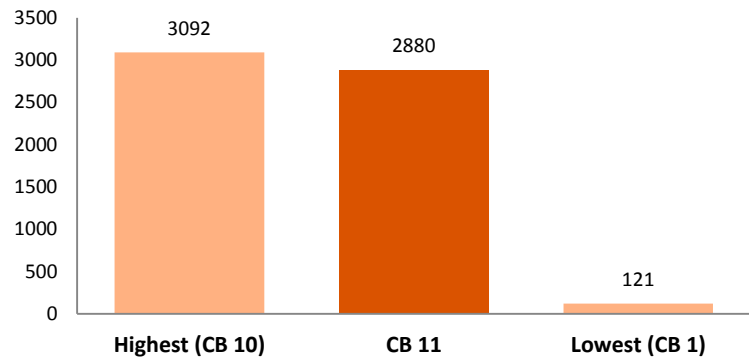
2018 Family-Related Rapes in Manhattan



COMMUNITY BOARD 11: East Harlem

1 In 2018, there were **2,880** family-related domestic incident reports in Manhattan Community Board 11, comprising **49%*** of the neighborhood's domestic incident reports.

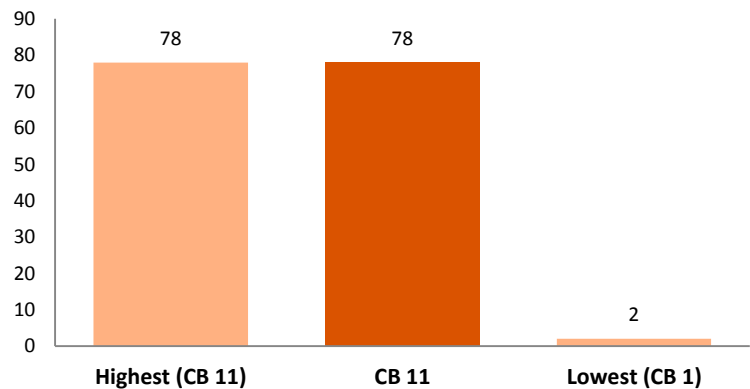
2018 Family-Related Domestic Incident Reports (DIRs) in Manhattan



*This percentage excludes reports with missing relationship field.

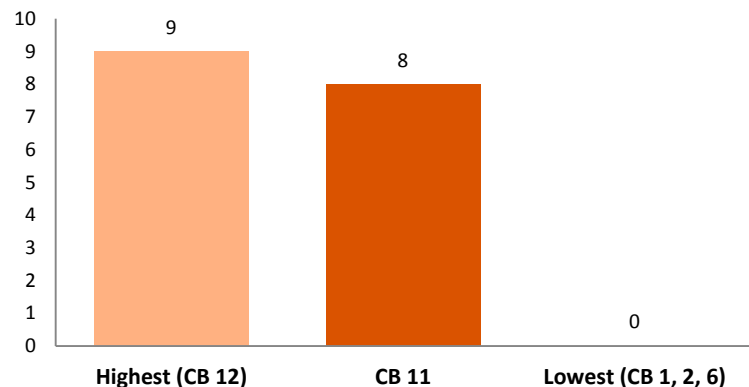
2 In 2018, there were **78** family-related felony assaults, comprising **36%** of the neighborhood's domestic violence felony assaults.

2018 Family-Related Felony Assaults in Manhattan



3 In 2018, there were **8** family-related rapes, comprising **50%** of the neighborhood's domestic violence rapes.

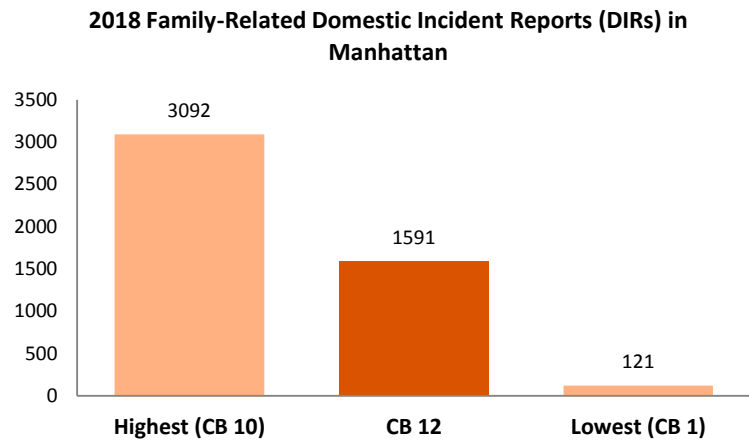
2018 Family-Related Rapes in Manhattan



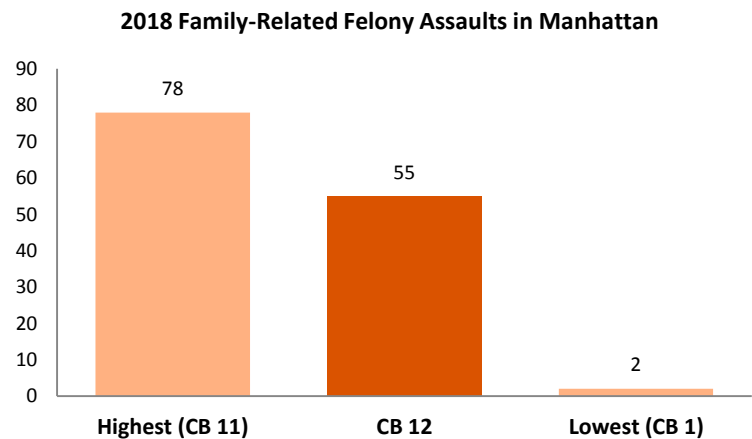
COMMUNITY BOARD 12: Washington Heights and Inwood

1 In 2018, there were **1,591 family-related domestic incident reports** in Manhattan Community Board 12, comprising **43%*** of the neighborhood's domestic incident reports.

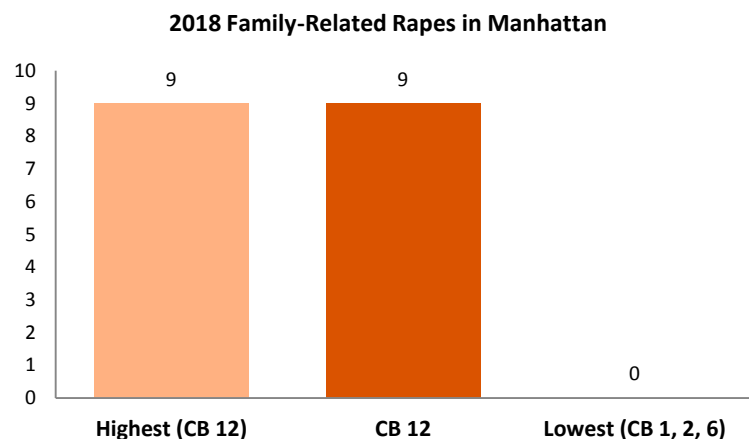
*This percentage excludes reports with missing relationship field.



2 In 2018, there were **55 family-related felony assaults**, comprising **34%** of the neighborhood's domestic violence felony assaults.



3 In 2018, there were **9 family-related rapes**, comprising **39%** of the neighborhood's domestic violence rapes.



Queens: Domestic violence snapshot

1 In 2018, there were **16,582 family-related domestic incident reports (DIRs)** in Queens. These comprised **40%*** of the borough's domestic incident reports.

*This percentage excludes reports with missing relationship field.

2 In 2018, there were **751 family-related felony assaults** in Queens. These comprised **40%** of the borough's domestic violence felony assaults.

3 In 2018, there were **64 family-related rapes** in Queens. These comprised **36%** of the borough's domestic violence rapes.

4 **HELP IS AVAILABLE**

In the case of an emergency, call 911.

For information and non-emergency services, call 311 or the NYC Domestic Violence Hotline at 1-800-621-HOPE (4673).

Find resources and support in NYC at nyc.gov/nychope.

For walk-in services, visit one of the NYC Family Justice Centers.

NYC Family Justice Center, Queens

Address: 126-02 82nd Avenue, Kew Gardens, NY 11415 Phone: (718)575-4500

Subway: Take the **F** or **E** train to Kew Gardens/Union Turnpike. Use the "Court House/North Side:" exit and walk east on Queens Boulevard past Queens Borough Hall.

Turn left on 82nd Avenue.

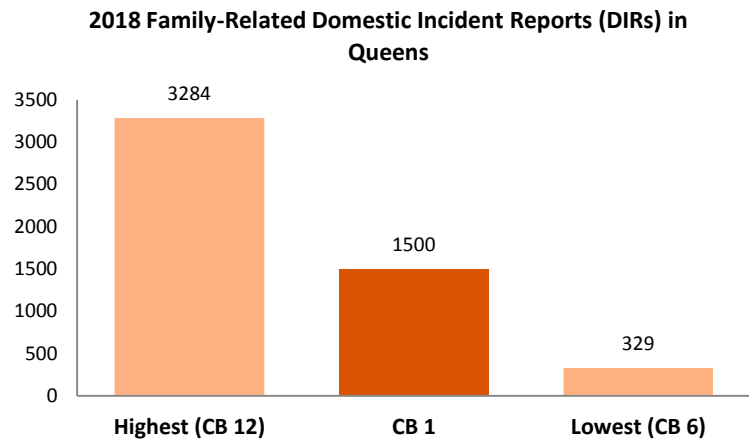
Bus: The Q10, Q37, Q46, and Q60 all stop near the Center.

Services are free and confidential. All are welcome regardless of gender identity or expression, sexual orientation, language, or immigration status.

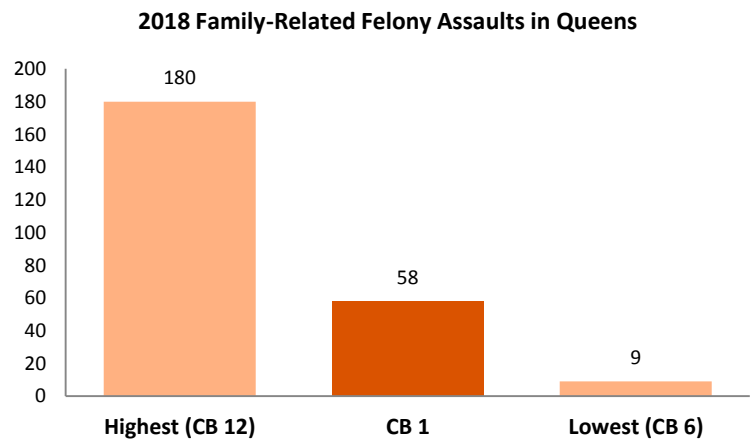
COMMUNITY BOARD 1: Long Island City and Astoria

1 In 2018, there were **1,500 family-related domestic incident reports** in Queens Community Board 1, comprising **43%*** of the neighborhood's domestic incident reports.

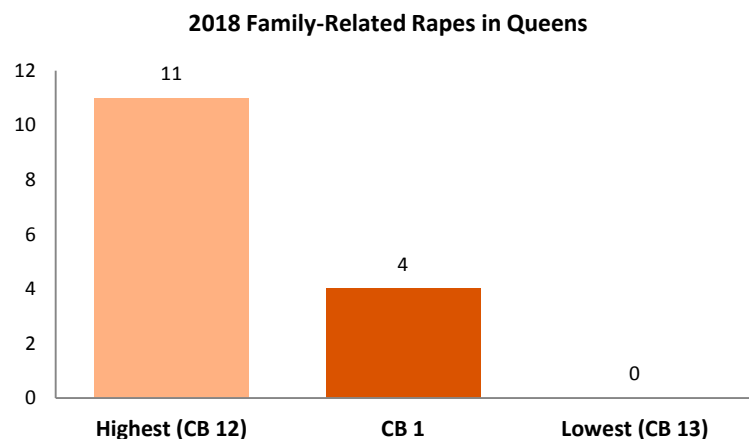
*This percentage excludes reports with missing relationship field.



2 In 2018, there were **58 family-related felony assaults**, comprising **41%** of the neighborhood's domestic violence felony assaults.



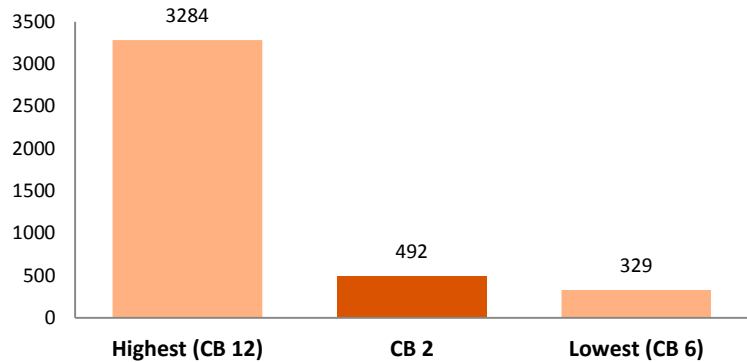
3 In 2018, there were **4 family-related rapes**, comprising **27%** of the neighborhood's domestic violence rapes.



COMMUNITY BOARD 2: Woodside and Sunnyside

1 In 2018, there were **492 family-related domestic incident reports** in Queens Community Board 2, comprising **32%*** of the neighborhood's domestic incident reports.

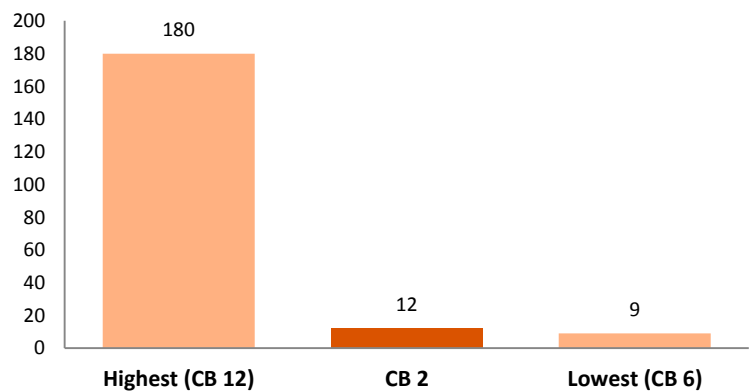
2018 Family-Related Domestic Incident Reports (DIRs) in Queens



*This percentage excludes reports with missing relationship field.

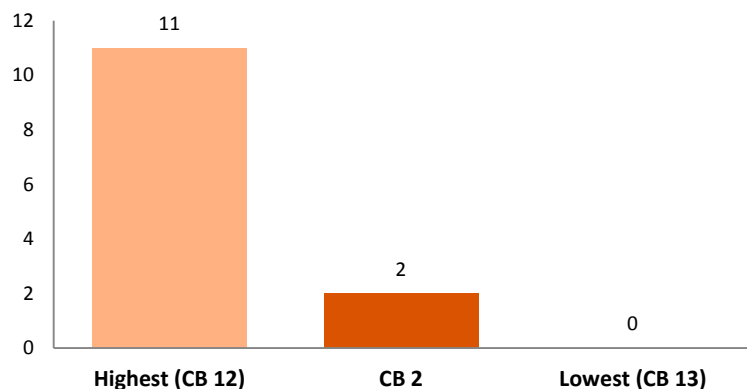
2 In 2018, there were **12 family-related felony assaults**, comprising **26%** of the neighborhood's domestic violence felony assaults.

2018 Family-Related Felony Assaults in Queens



3 In 2018, there were **2 family-related rapes**, comprising **40%** of the neighborhood's domestic violence rapes.

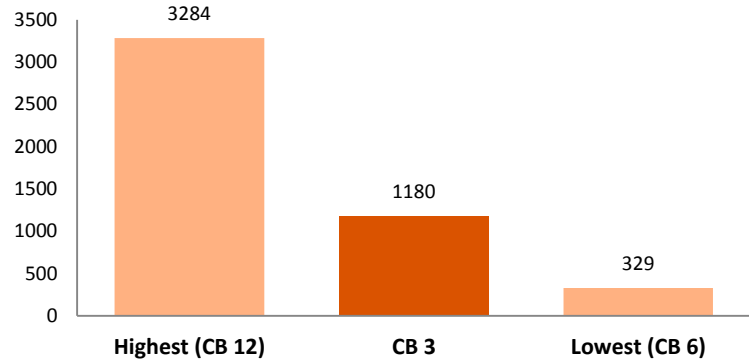
2018 Family-Related Rapes in Queens



COMMUNITY BOARD 3: Jackson Heights

1 In 2018, there were **1,180 family-related domestic incident reports** in Queens Community Board 3, comprising **37%*** of the neighborhood's domestic incident reports.

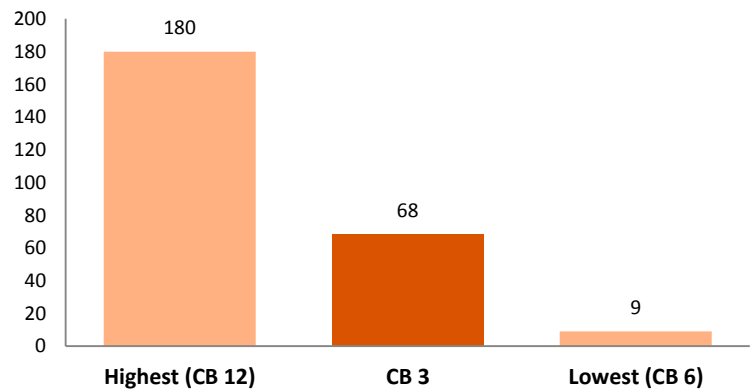
2018 Family-Related Domestic Incident Reports (DIRs) in Queens



*This percentage excludes reports with missing relationship field.

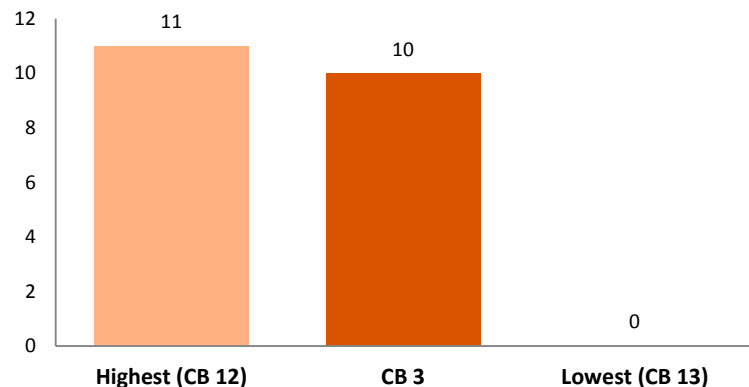
2 In 2018, there were **68 family-related felony assaults**, comprising **38%** of the neighborhood's domestic violence felony assaults.

2018 Family-Related Felony Assaults in Queens



3 In 2018, there were **10 family-related rapes**, comprising **38%** of the neighborhood's domestic violence rapes.

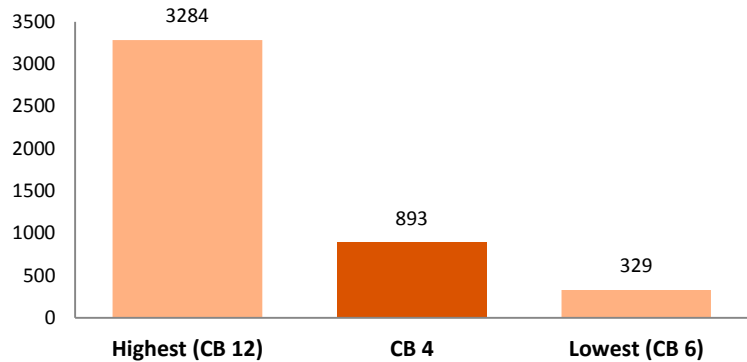
2018 Family-Related Rapes in Queens



COMMUNITY BOARD 4: Elmhurst and Corona

1 In 2018, there were **893 family-related domestic incident reports** in Queens Community Board 4, comprising **36%*** of the neighborhood's domestic incident reports.

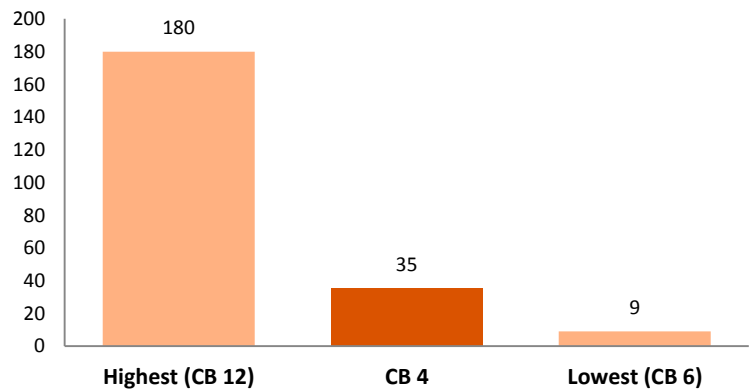
2018 Family-Related Domestic Incident Reports (DIRs) in Queens



*This percentage excludes reports with missing relationship field.

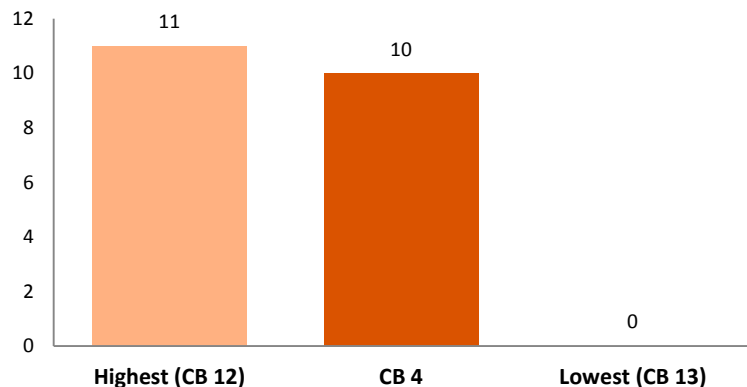
2 In 2018, there were **35 family-related felony assaults**, comprising **26%** of the neighborhood's domestic violence felony assaults.

2018 Family-Related Felony Assaults in Queens



3 In 2018, there were **10 family-related rapes**, comprising **45%** of the neighborhood's domestic violence rapes.

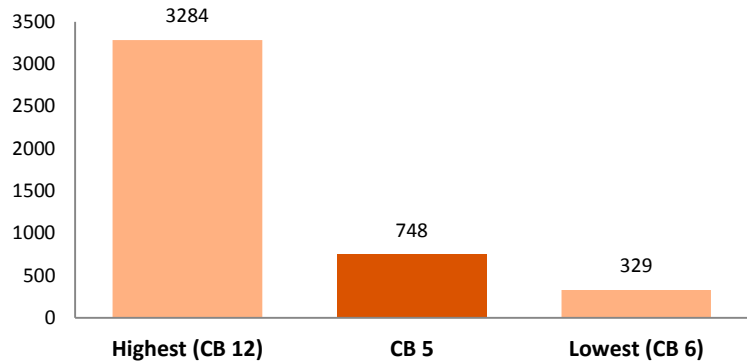
2018 Family-Related Rapes in Queens



COMMUNITY BOARD 5: Ridgewood and Maspeth

1 In 2018, there were **748** family-related domestic incident reports in Queens Community Board 5, comprising **35%*** of the neighborhood's domestic incident reports.

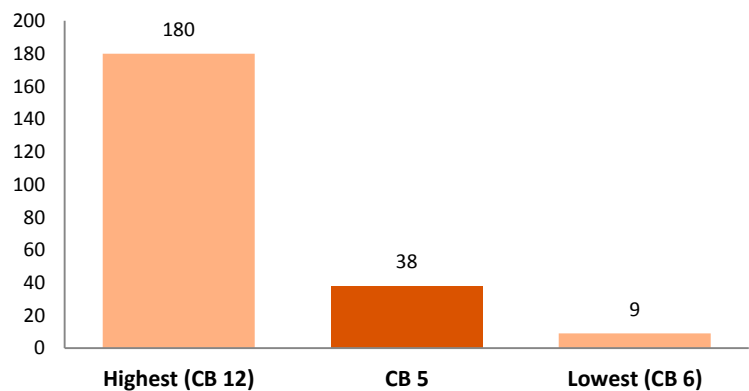
2018 Family-Related Domestic Incident Reports (DIRs) in Queens



*This percentage excludes reports with missing relationship field.

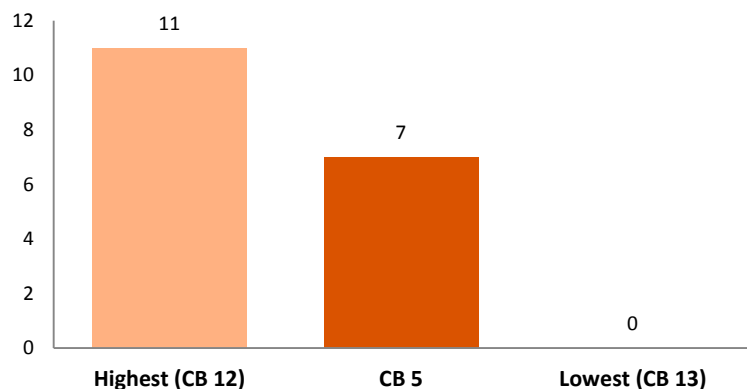
2 In 2018, there were **38** family-related felony assaults, comprising **40%** of the neighborhood's domestic violence felony assaults.

2018 Family-Related Felony Assaults in Queens



3 In 2018, there were **7** family-related rapes, comprising **70%** of the neighborhood's domestic violence rapes.

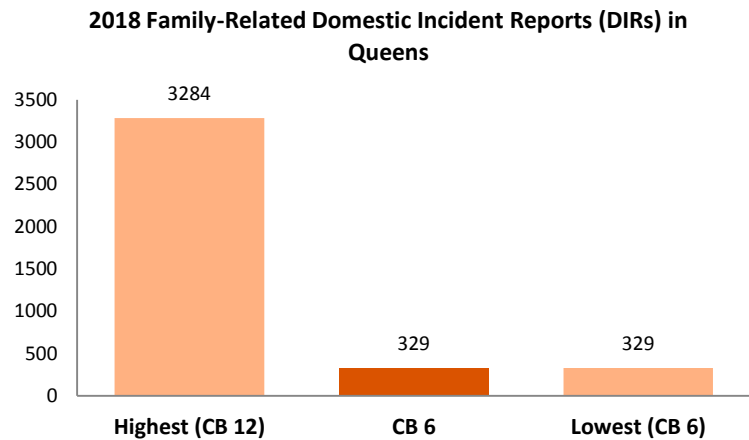
2018 Family-Related Rapes in Queens



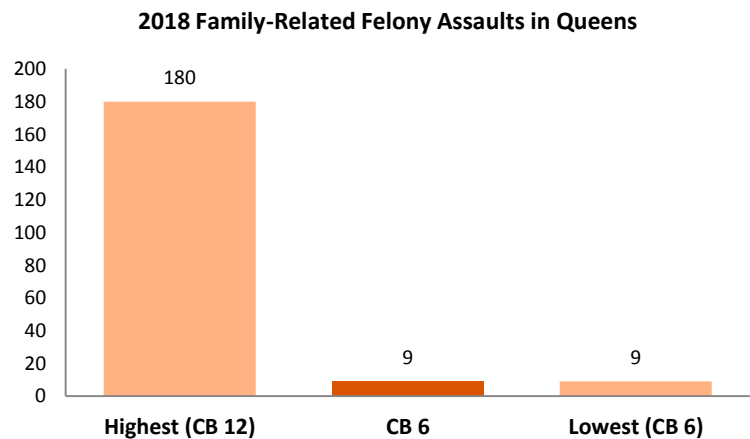
COMMUNITY BOARD 6: Rego Park and Forest Hills

1 In 2018, there were **329 family-related domestic incident reports** in Queens Community Board 6, comprising **34%*** of the neighborhood's domestic incident reports.

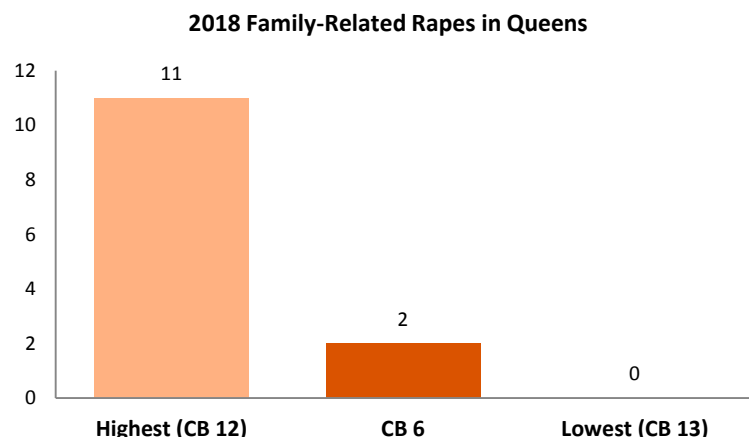
*This percentage excludes reports with missing relationship field.



2 In 2018, there were **9 family-related felony assaults**, comprising **38%** of the neighborhood's domestic violence felony assaults.



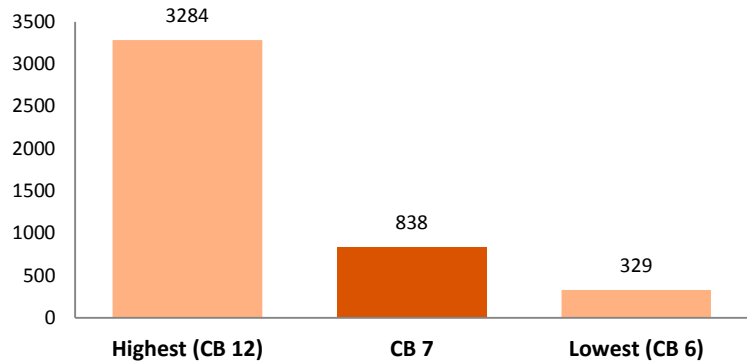
3 In 2018, there were **2 family-related rapes**, comprising **29%** of the neighborhood's domestic violence rapes.



COMMUNITY BOARD 7: Flushing and Whitestone

1 In 2018, there were **838 family-related domestic incident reports** in Queens Community Board 7, comprising **35%*** of the neighborhood's domestic incident reports.

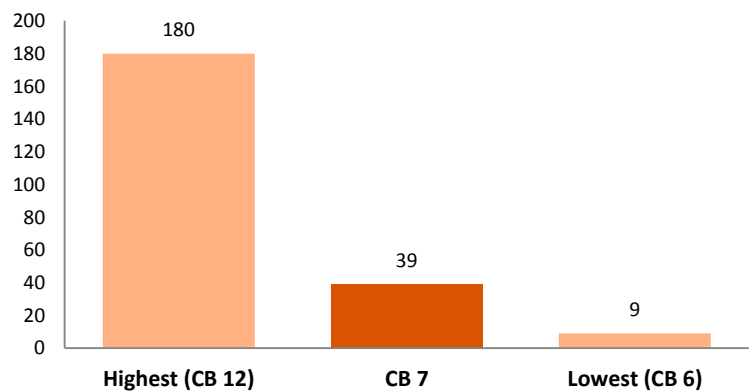
2018 Family-Related Domestic Incident Reports (DIRs) in Queens



*This percentage excludes reports with missing relationship field.

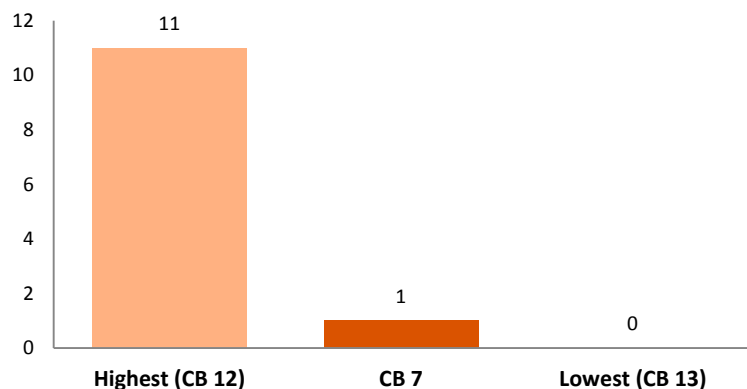
2 In 2018, there were **39 family-related felony assaults**, comprising **49%** of the neighborhood's domestic violence felony assaults.

2018 Family-Related Felony Assaults in Queens



3 In 2018, there was **1 family-related rape**, comprising **14%** of the neighborhood's domestic violence rapes.

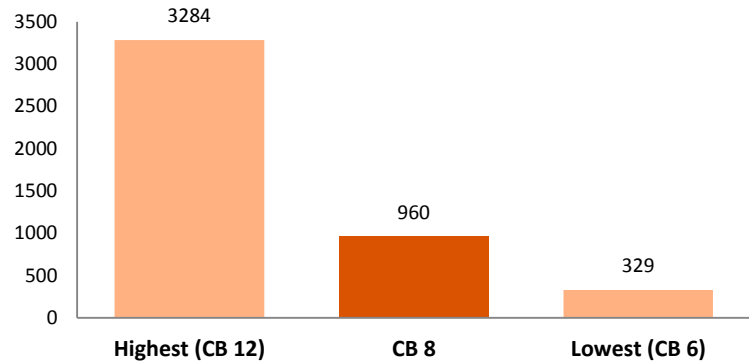
2018 Family-Related Rapes in Queens



COMMUNITY BOARD 8: Hillcrest and Fresh Meadows

1 In 2018, there were **960 family-related domestic incident reports** in Queens Community Board 8, comprising **44%*** of the neighborhood's domestic incident reports.

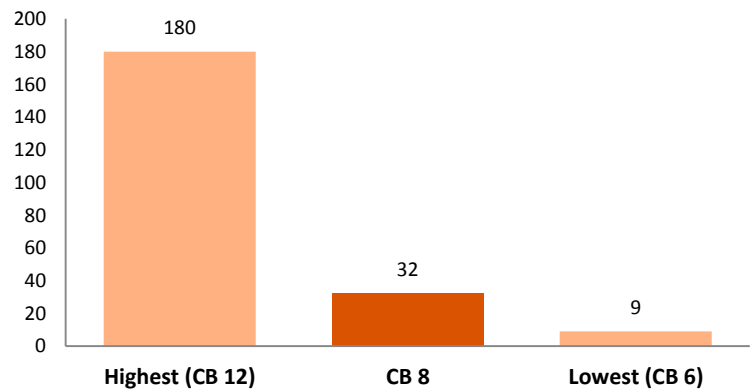
2018 Family-Related Domestic Incident Reports (DIRs) in Queens



*This percentage excludes reports with missing relationship field.

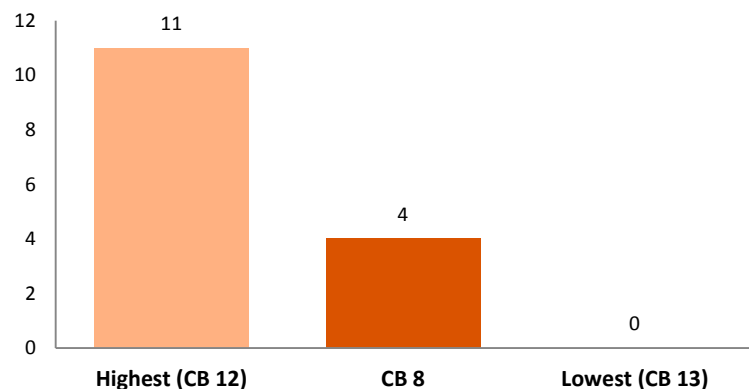
2 In 2018, there were **32 family-related felony assaults**, comprising **47%** of the neighborhood's domestic violence felony assaults.

2018 Family-Related Felony Assaults in Queens



3 In 2018, there were **4 family-related rapes**, comprising **31%** of the neighborhood's domestic violence rapes.

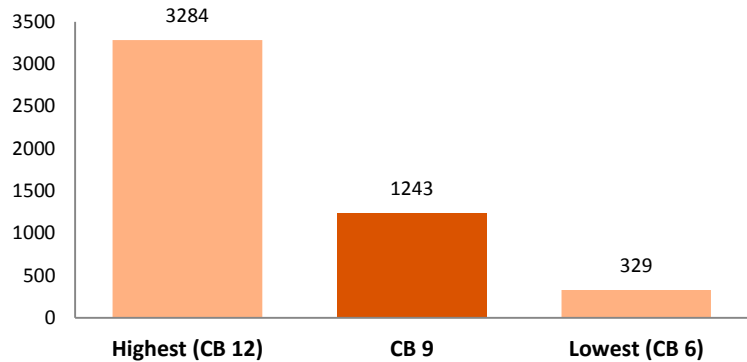
2018 Family-Related Rapes in Queens



COMMUNITY BOARD 9: Kew Gardens and Woodhaven

1 In 2018, there were **1,243 family-related domestic incident reports** in Queens Community Board 9, comprising **40%*** of the neighborhood's domestic incident reports.

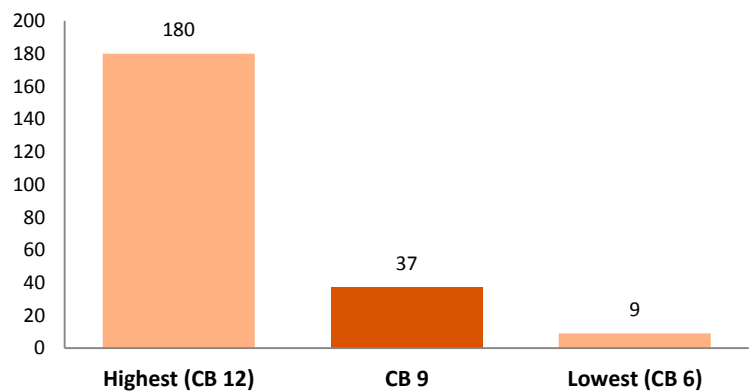
2018 Family-Related Domestic Incident Reports (DIRs) in Queens



*This percentage excludes reports with missing relationship field.

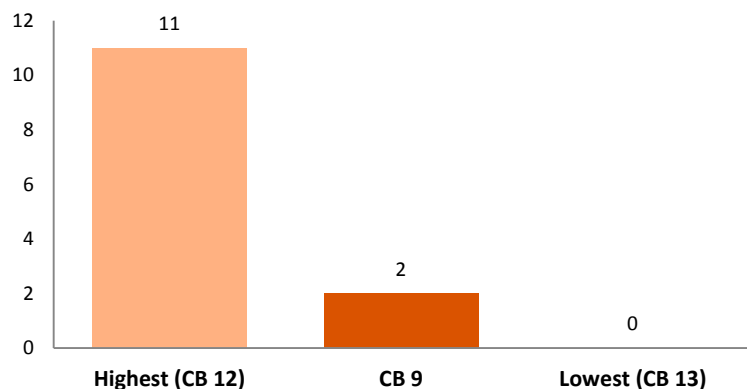
2 In 2018, there were **37 family-related felony assaults**, comprising **44%** of the neighborhood's domestic violence felony assaults.

2018 Family-Related Felony Assaults in Queens



3 In 2018, there were **2 family-related rapes**, comprising **22%** of the neighborhood's domestic violence rapes.

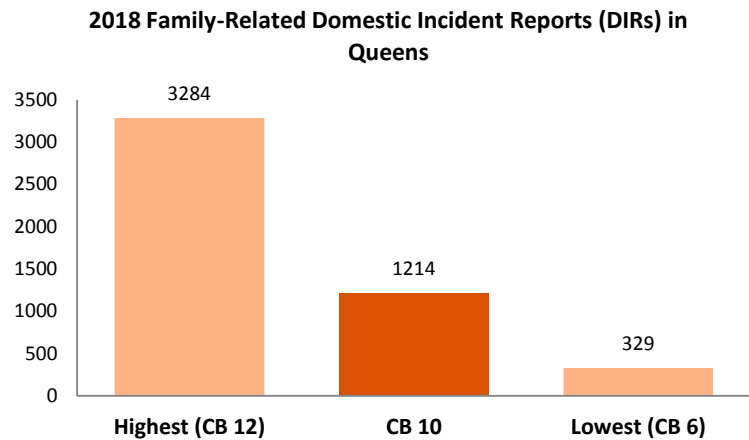
2018 Family-Related Rapes in Queens



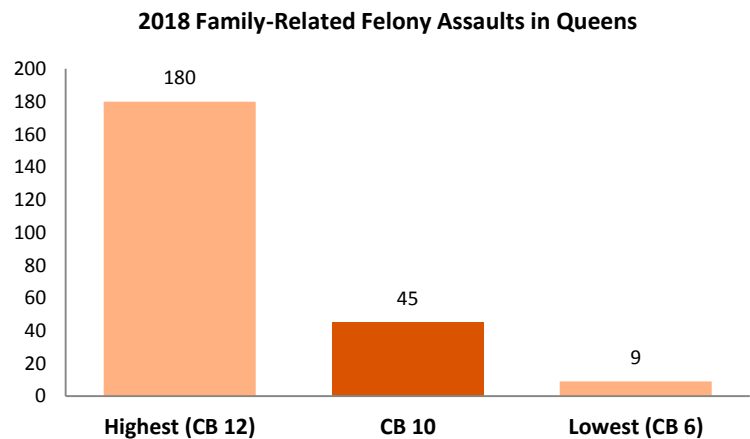
COMMUNITY BOARD 10: South Ozone Park and Howard Beach

1 In 2018, there were **1,214 family-related domestic incident reports** in Queens Community Board 10, comprising **40%*** of the neighborhood's domestic incident reports.

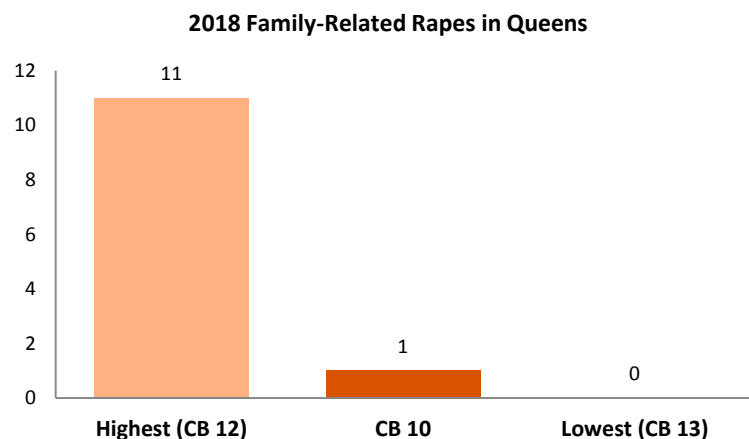
*This percentage excludes reports with missing relationship field.



2 In 2018, there were **45 family-related felony assaults**, comprising **39%** of the neighborhood's domestic violence felony assaults.



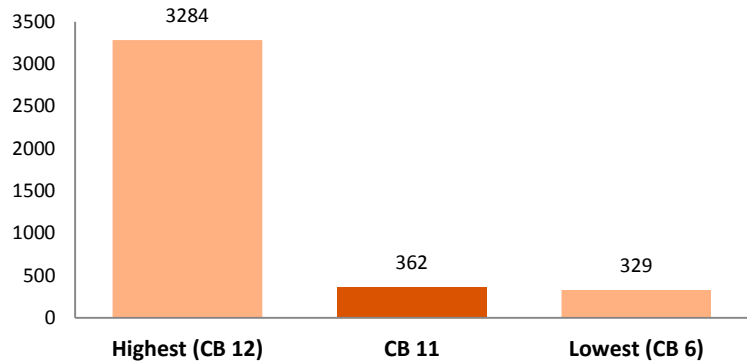
3 In 2018, there was **1 family-related rape**, comprising **9%** of the neighborhood's domestic violence rapes.



COMMUNITY BOARD 11: Bayside and Little Neck

1 In 2018, there were **362 family-related domestic incident reports** in Queens Community Board 11, comprising **42%*** of the neighborhood's domestic incident reports.

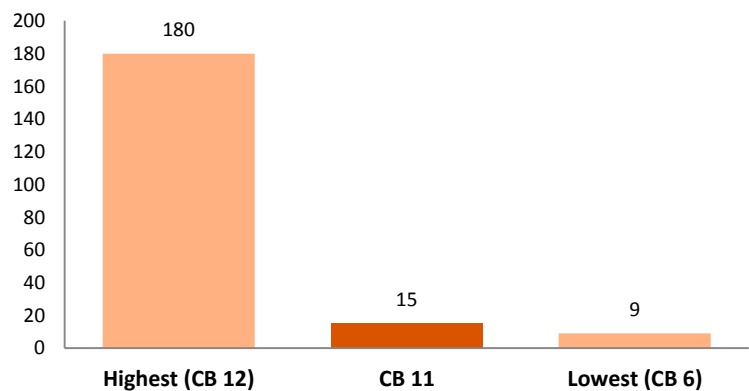
2018 Family-Related Domestic Incident Reports (DIRs) in Queens



*This percentage excludes reports with missing relationship field.

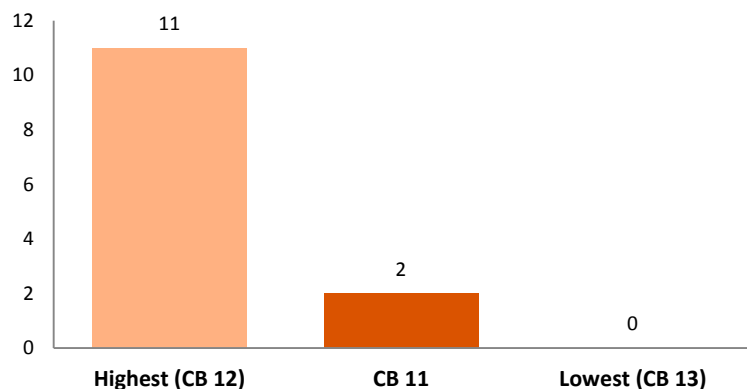
2 In 2018, there were **15 family-related felony assaults**, comprising **42%** of the neighborhood's domestic violence felony assaults.

2018 Family-Related Felony Assaults in Queens



3 In 2018, there were **2 family-related rapes**, comprising **67%** of the neighborhood's domestic violence rapes.

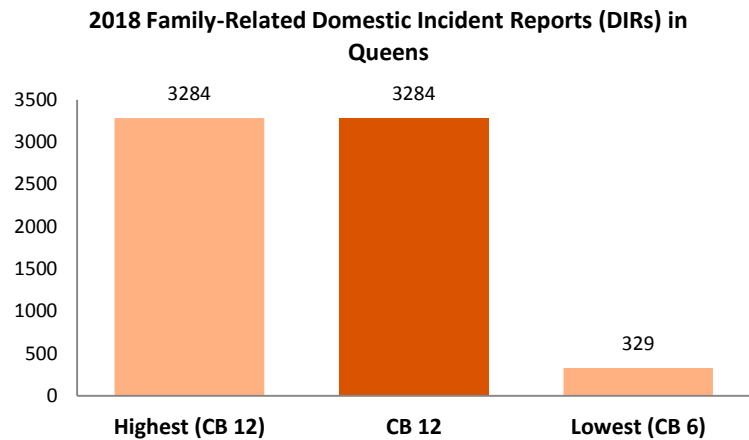
2018 Family-Related Rapes in Queens



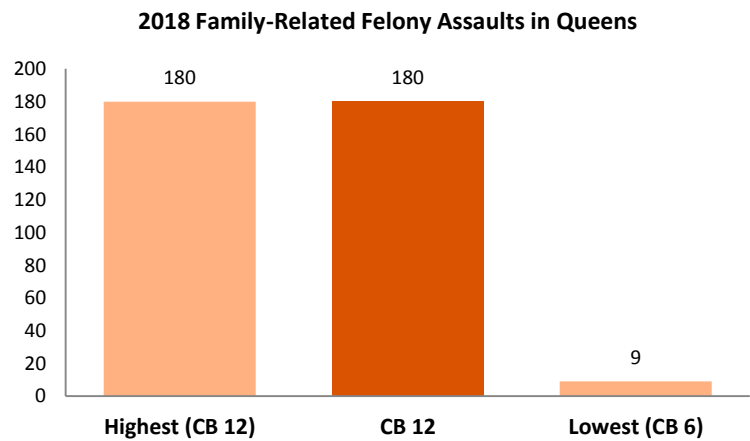
COMMUNITY BOARD 12: Jamaica and Hollis

1 In 2018, there were **3,284** family-related domestic incident reports in Queens Community Board 12, comprising **43%*** of the neighborhood's domestic incident reports.

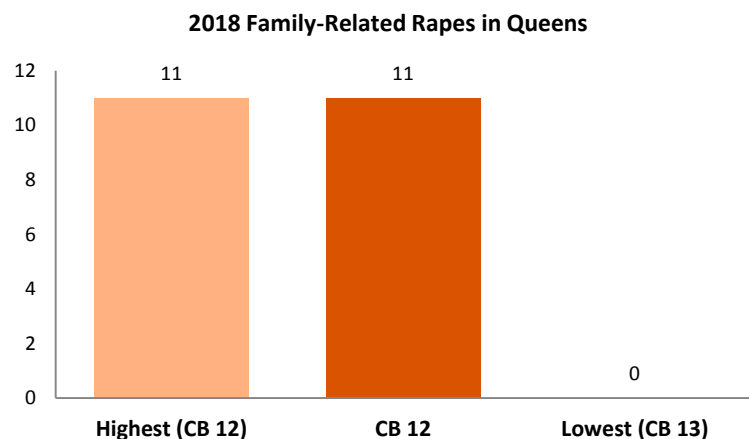
*This percentage excludes reports with missing relationship field.



2 In 2018, there were **180** family-related felony assaults, comprising **43%** of the neighborhood's domestic violence felony assaults.



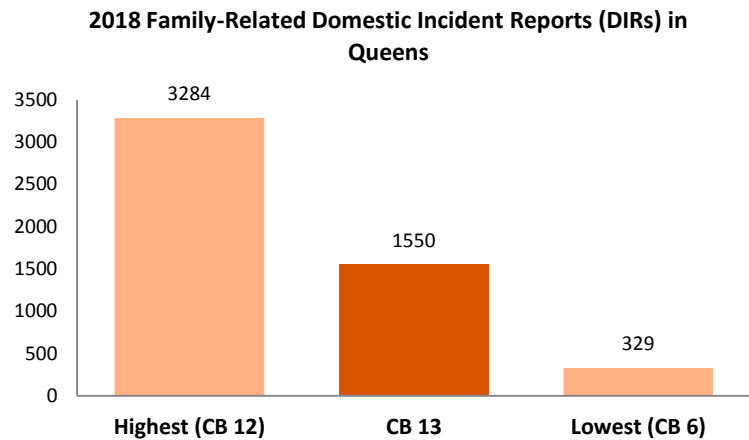
3 In 2018, there were **11** family-related rapes, comprising **41%** of the neighborhood's domestic violence rapes.



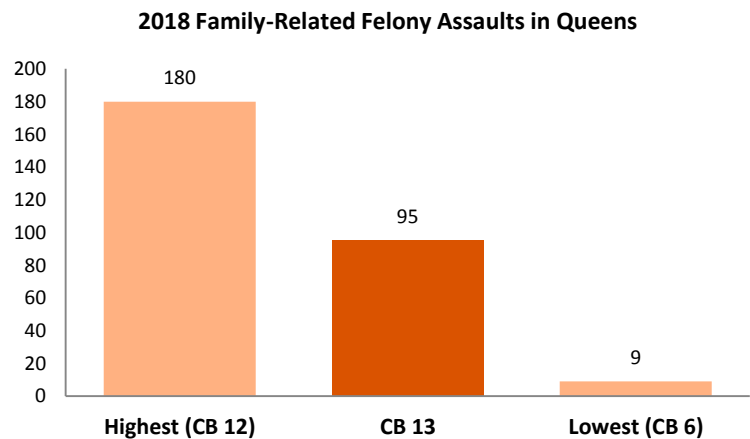
COMMUNITY BOARD 13: Queens Village

1 In 2018, there were **1,550 family-related domestic incident reports** in Queens Community Board 13, comprising **43%*** of the neighborhood's domestic incident reports.

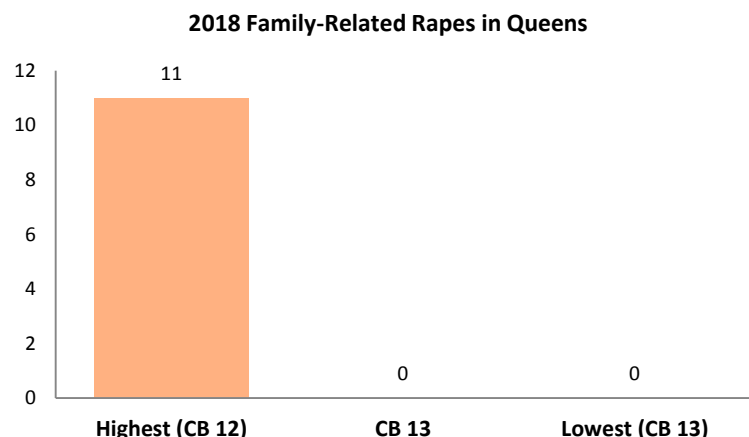
*This percentage excludes reports with missing relationship field.



2 In 2018, there were **95 family-related felony assaults**, comprising **44%** of the neighborhood's domestic violence felony assaults.



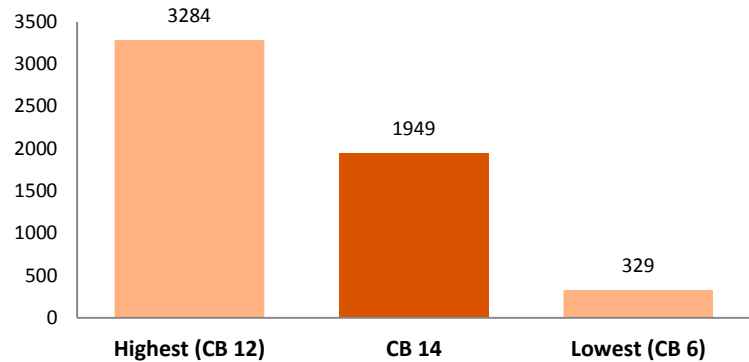
3 In 2018, there were **0 family-related rapes**, comprising **0%** of the neighborhood's domestic violence rapes.



COMMUNITY BOARD 14: Rockaway and Broad Channel

1 In 2018, there were **1,949 family-related domestic incident reports** in Queens Community Board 14, comprising **44%*** of the neighborhood's domestic incident reports.

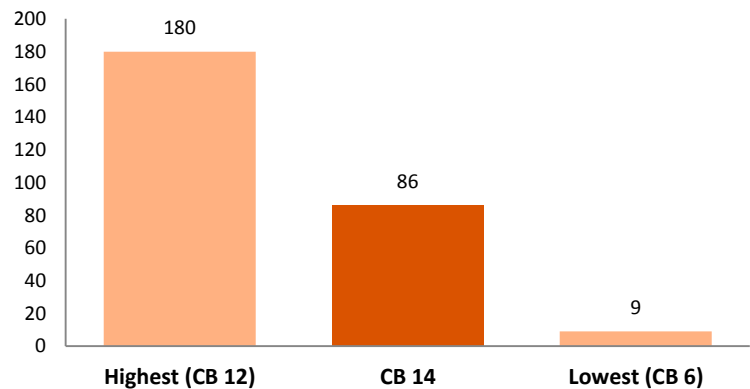
2018 Family-Related Domestic Incident Reports (DIRs) in Queens



*This percentage excludes reports with missing relationship field.

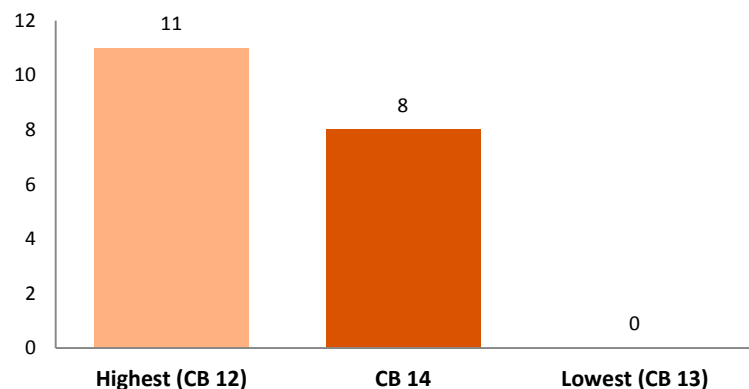
2 In 2018, there were **86 family-related felony assaults**, comprising **39%** of the neighborhood's domestic violence felony assaults.

2018 Family-Related Felony Assaults in Queens



3 In 2018, there were **8 family-related rapes**, comprising **47%** of the neighborhood's domestic violence rapes.

2018 Family-Related Rapes in Queens



Staten Island: Domestic violence snapshot

1 In 2018, there were **4,610 family-related domestic incident reports (DIRs)** in Staten Island. These comprised **41%*** of the borough's domestic incident reports.

*This percentage excludes reports with missing relationship field.

2 In 2018, there were **99 family-related felony assaults** in Staten Island. These comprised **38%** of the borough's domestic violence felony assaults.

3 In 2018, there were **14 family-related rapes** in Staten Island. These comprised **38%** of the borough's domestic violence rapes.

4 **HELP IS AVAILABLE**

In the case of an emergency, call 911.

For information and non-emergency services, call 311 or the NYC Domestic Violence Hotline at 1-800-621-HOPE (4673).

Find resources and support in NYC at nyc.gov/nychope.

For walk-in services, visit one of the NYC Family Justice Centers.

NYC Family Justice Center, Staten Island

Address: 126 Stuyvesant Place, Staten Island, NY 10301

Across the street from the Staten Island Ferry and Staten Island Railway.

Bus: S40, S42, S44, S46, S48, S51, S52, S61, S62, S66, S74, S76 and S78.

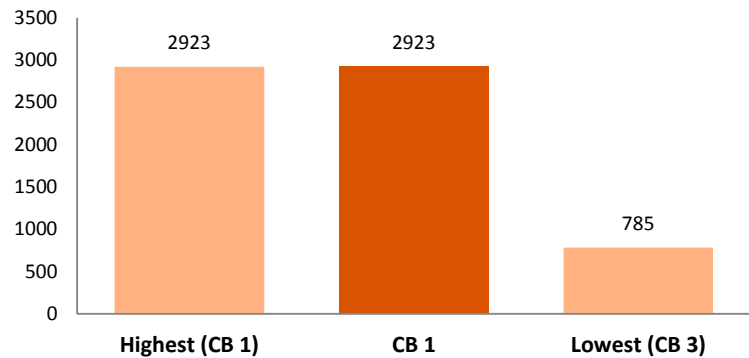
Limited Bus: S81, S84, S86, S90, S91, S94, S96 and S98

Services are free and confidential. All are welcome regardless of gender identity or expression, sexual orientation, language, or immigration status.

COMMUNITY BOARD 1: St. George and Stapleton

1 In 2018, there were **2,923 family-related domestic incident reports** in Staten Island Community Board 1, comprising **41%*** of the neighborhood's domestic incident reports.

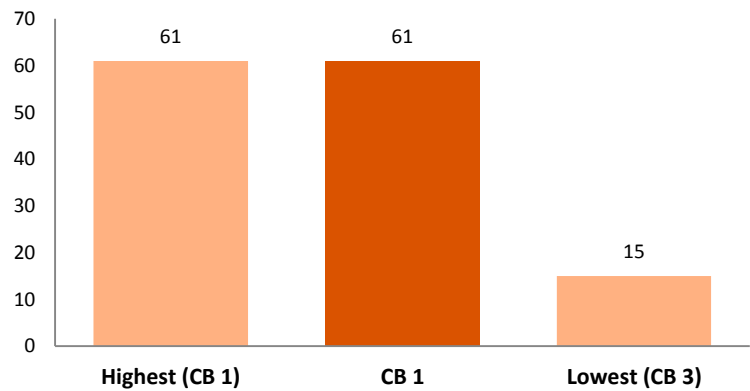
2018 Family-Related Domestic Incident Reports (DIRs) in Staten Island



*This percentage excludes reports with missing relationship field.

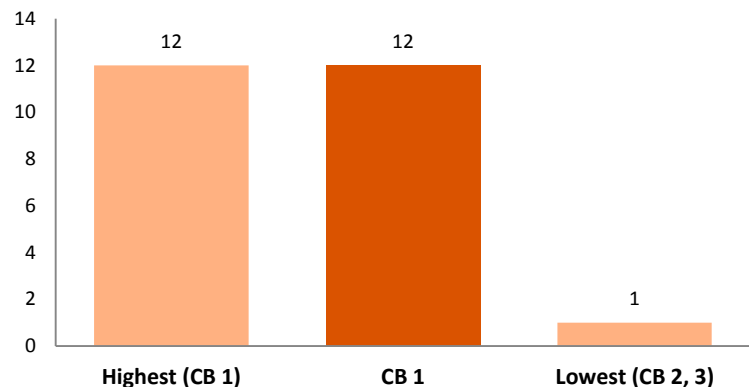
2 In 2018, there were **61 family-related felony assaults**, comprising **35%** of the neighborhood's domestic violence felony assaults.

2018 Family-Related Felony Assaults in Staten Island



3 In 2018, there were **12 family-related rapes**, comprising **44%** of the neighborhood's domestic violence rapes.

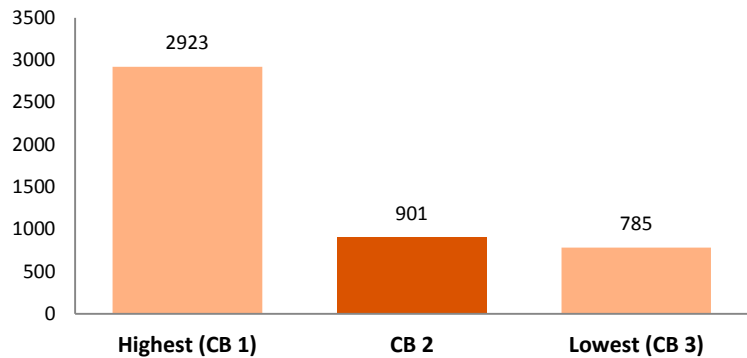
2018 Family-Related Rapes in Staten Island



COMMUNITY BOARD 2: South Beach and Willowbrook

1 In 2018, there were **901 family-related domestic incident reports** in Staten Island Community Board 2, comprising **42%*** of the neighborhood's domestic incident reports.

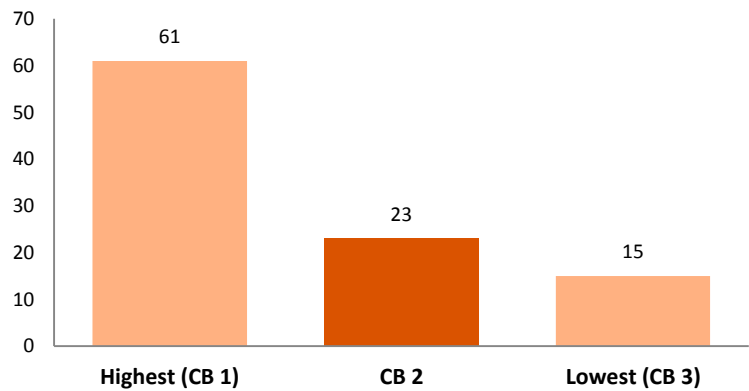
2018 Family-Related Domestic Incident Reports (DIRs) in Staten Island



*This percentage excludes reports with missing relationship field.

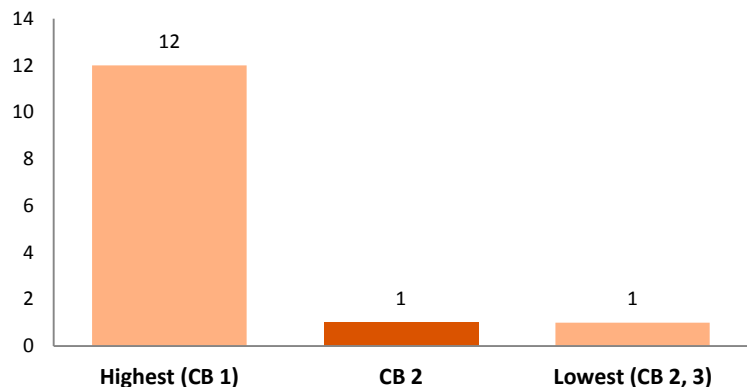
2 In 2018, there were **23 family-related felony assaults**, comprising **46%** of the neighborhood's domestic violence felony assaults.

2018 Family-Related Felony Assaults in Staten Island



3 In 2018, there was **1 family-related rape**, comprising **17%** of the neighborhood's domestic violence rapes.

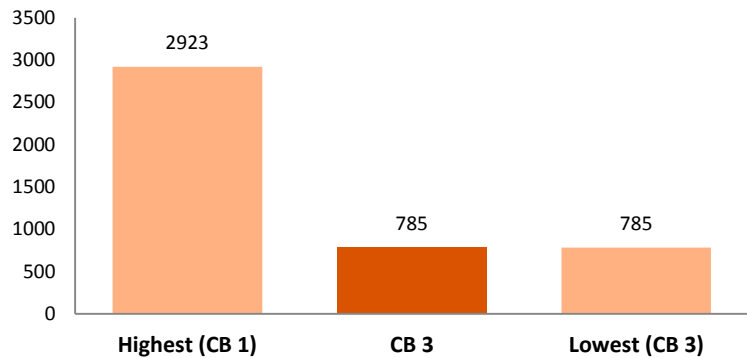
2018 Family-Related Rapes in Staten Island



COMMUNITY BOARD 3: Tottenville and Great Kills

1 In 2018, there were **785 family-related domestic incident reports** in Staten Island Community Board 3, comprising **40%*** of the neighborhood's domestic incident reports.

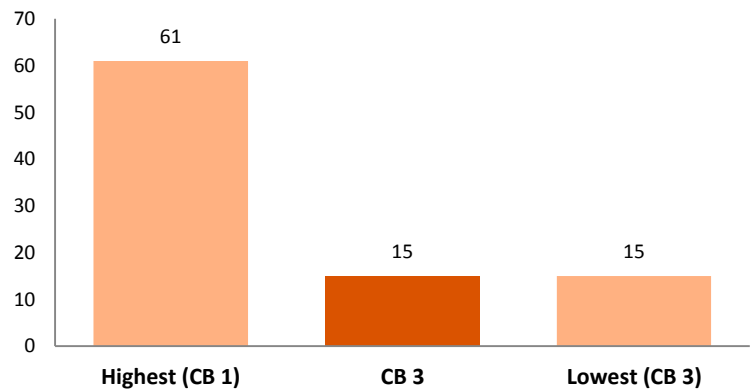
2018 Family-Related Domestic Incident Reports (DIRs) in Staten Island



*This percentage excludes reports with missing relationship field.

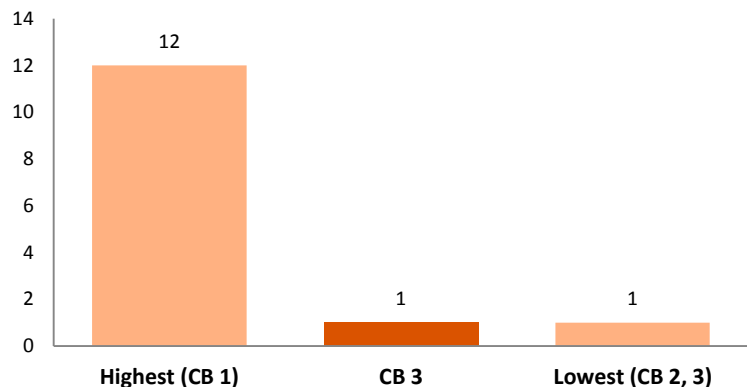
2 In 2018, there were **15 family-related felony assaults**, comprising **41%** of the neighborhood's domestic violence felony assaults.

2018 Family-Related Felony Assaults in Staten Island



3 In 2018, there was **1 family-related rape**, comprising **25%** of the neighborhood's domestic violence rapes.

2018 Family-Related Rapes in Staten Island



Appendix:

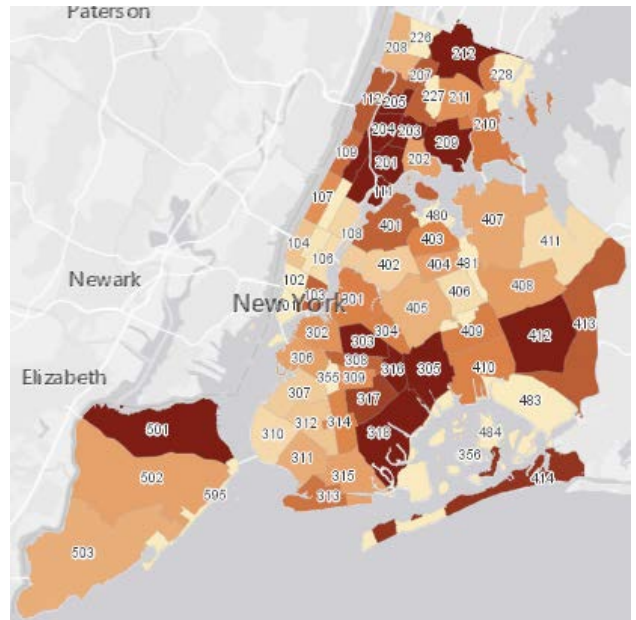
2018 Family-Related Domestic Incident Reports, Domestic Violence Felony Assault Offenses, and Domestic Violence Rape Offenses by Community Board District					
Community Board (CB) District	Family-Related Domestic Incident Reports	Family-Related Felony Assault Offenses	Total Domestic Violence-related Felony Assault Offenses	Family-Related Rape Offenses	Total Domestic Violence-related Rape Offenses
Bronx					
1	2,462	101	268	9	16
2	914	32	107	6	13
3	3,271	84	230	3	11
4	2,466	82	221	11	20
5	2,679	89	254	5	12
6	1,519	66	166	8	12
7	1,585	65	234	6	9
8	746	30	66	2	5
9	2,972	114	325	6	16
10	1,266	52	126	3	7
11	1,061	58	149	4	10
12	2,375	137	356	7	18
Parks, airports, etc.	7	0	1	0	0
CB unknown	8	0	0	0	0
Total	23,331	910	2,503	70	149
Brooklyn					
1	1,213	55	129	4	10
2	1,045	37	83	10	12
3	2,773	114	244	5	16
4	1,232	55	134	8	14
5	3,475	140	429	13	30
6	920	35	69	4	7
7	498	29	74	9	18
8	1,491	52	128	4	12
9	1,072	49	120	0	2
10	365	17	66	2	4
11	795	24	76	4	10
12	554	27	50	2	6
13	1,336	46	110	3	9
14	1,166	35	96	4	10
15	905	31	86	1	6
16	2,878	88	236	10	19
17	1,827	110	271	9	17
18	2,219	86	183	5	9
Parks, airports, etc.	18	1	4	0	1
CB unknown	6	0	0	0	0
Total	25,788	1,031	2,588	97	212

Manhattan					
1	121	2	18	0	0
2	159	4	19	0	0
3	1,497	51	123	3	18
4	568	7	58	2	10
5	251	9	38	1	5
6	322	11	32	0	2
7	1,066	26	71	2	7
8	404	12	54	1	1
9	1,394	38	103	1	7
10	3,092	71	191	3	13
11	2,880	78	219	8	16
12	1,591	55	164	9	23
Parks, airports, etc.	3	0	0	0	0
CB unknown	3	0	0	0	0
Total	13,351	364	1,090	30	102
Queens					
1	1,500	58	141	4	15
2	492	12	46	2	5
3	1,180	68	179	10	26
4	893	35	136	10	22
5	748	38	95	7	10
6	329	9	24	2	7
7	838	39	80	1	7
8	960	32	68	4	13
9	1,243	37	85	2	9
10	1,214	45	116	1	11
11	362	15	36	2	3
12	3,284	180	414	11	27
13	1,550	95	215	0	7
14	1,949	86	219	8	17
Parks, airports, etc.	4	2	2	0	0
CB unknown	36	0	0	0	0
Total	16,582	751	1,856	64	179
Staten Island					
1	2923	61	173	12	27
2	901	23	50	1	6
3	785	15	37	1	4
Parks, airports, etc.	1	0	0	0	0
CB unknown	0	0	0	0	0
Total	4,610	99	260	14	37
CITYWIDE					
Total	83,662	3,155	8,297	275	679

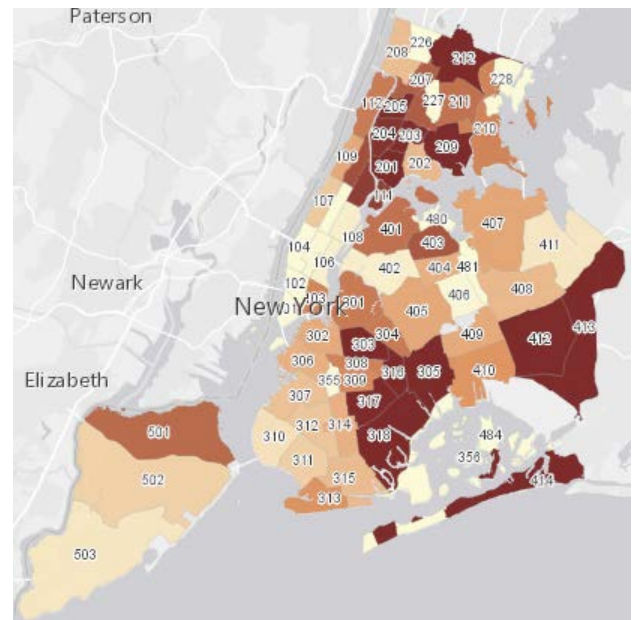
Parks, airports, etc. = public parks, waterways, major governmental installations, and similar land uses which are not located within bounding community districts, indicated by the NYC Department of City Planning as Joint Interest Areas

Maps

Map of 2018 Family-Related Domestic Incident Reports (DIRs) by Community Board District



Map of 2018 Family-Related Felony Assaults by Community Board District



Map of 2018 Family-Related Rapes by Community Board District

